

Ways to Help Develop Early Pen Control in Children



As parents and educators, we understand the importance of providing a solid foundation for our children's future success. One crucial skill that lays the groundwork for academic achievements is pen control. The ability to handle a pen or pencil with precision and control opens up a world of opportunities for self-expression, communication, and learning.

While many parents may assume that pen control naturally develops over time, research suggests that intentional practice and exposure to specific activities can greatly enhance a child's ability to manipulate a writing tool. In this article, we will explore various techniques and strategies that parents and educators can implement to help foster early pen control in children.

My First Halloween Coloring Book: helps develop early pen control by Justine Avery(Kindle Edition)



★★★★★ 5 out of 5

Language : English

File size : 1548 KB

Screen Reader : Supported

Print length : 25 pages

Lending : Enabled



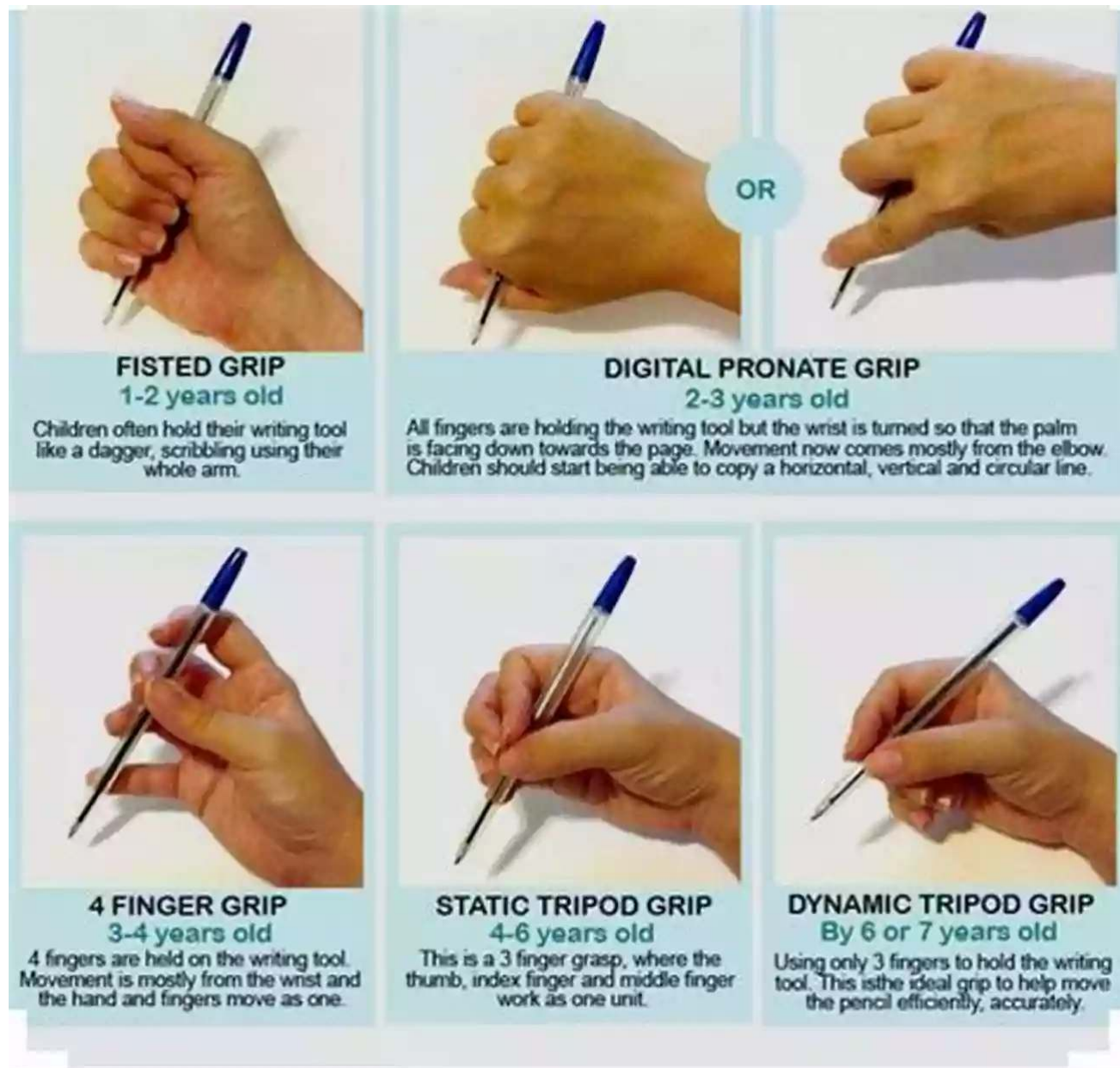
1. Encourage Fine Motor Skills Development



Before a child can effectively use a pen, they must develop strong fine motor skills. Activities that promote hand-eye coordination, finger dexterity, and grip strength can significantly impact a child's pen control capabilities. Encourage your child to engage in exercises such as building with blocks, threading beads, or using tweezers to pick up objects.

Additionally, arts and crafts activities like coloring, cutting with scissors, and playing with clay can help strengthen finger muscles and enhance hand coordination. These activities serve as a fantastic foundation for developing the necessary motor skills to hold and control a pen effectively.

2. Introduce Pre-Writing Exercises



Pre-writing exercises play a crucial role in preparing children for pen control. These activities help children familiarize themselves with the shapes, lines, and

strokes commonly used in writing. A few effective pre-writing exercises include:

- **Tracing:** Provide your child with tracing worksheets or draw simple shapes and lines on paper for them to trace. This activity helps develop hand-eye coordination and muscle memory required for pen control.
- **Connect the Dots:** Connect-the-dot activities offer an engaging way to practice hand control and introduce the concept of forming letters and numbers.
- **Mazes:** Mazes challenge a child to maneuver through twists and turns, enhancing their pen control while having fun.
- **Dot-to-Dot:** Similar to connect-the-dots, dot-to-dot exercises help children understand how to form letters and numbers by joining dots in a specific order.

3. Provide Proper Writing Tools



Equipping children with appropriate writing tools is crucial for developing pen control. The size and weight of the writing instrument directly impact a child's ability to grip and maneuver the pen effectively. Here are some tips to consider when selecting writing tools:

- Choose pencils or pens with a comfortable grip.
- Opt for instruments with a width suitable for small hands.
- Ensure the writing tools are easy to hold and not too heavy.
- An adjustable pencil grip may be beneficial for children who struggle with holding a pen correctly.

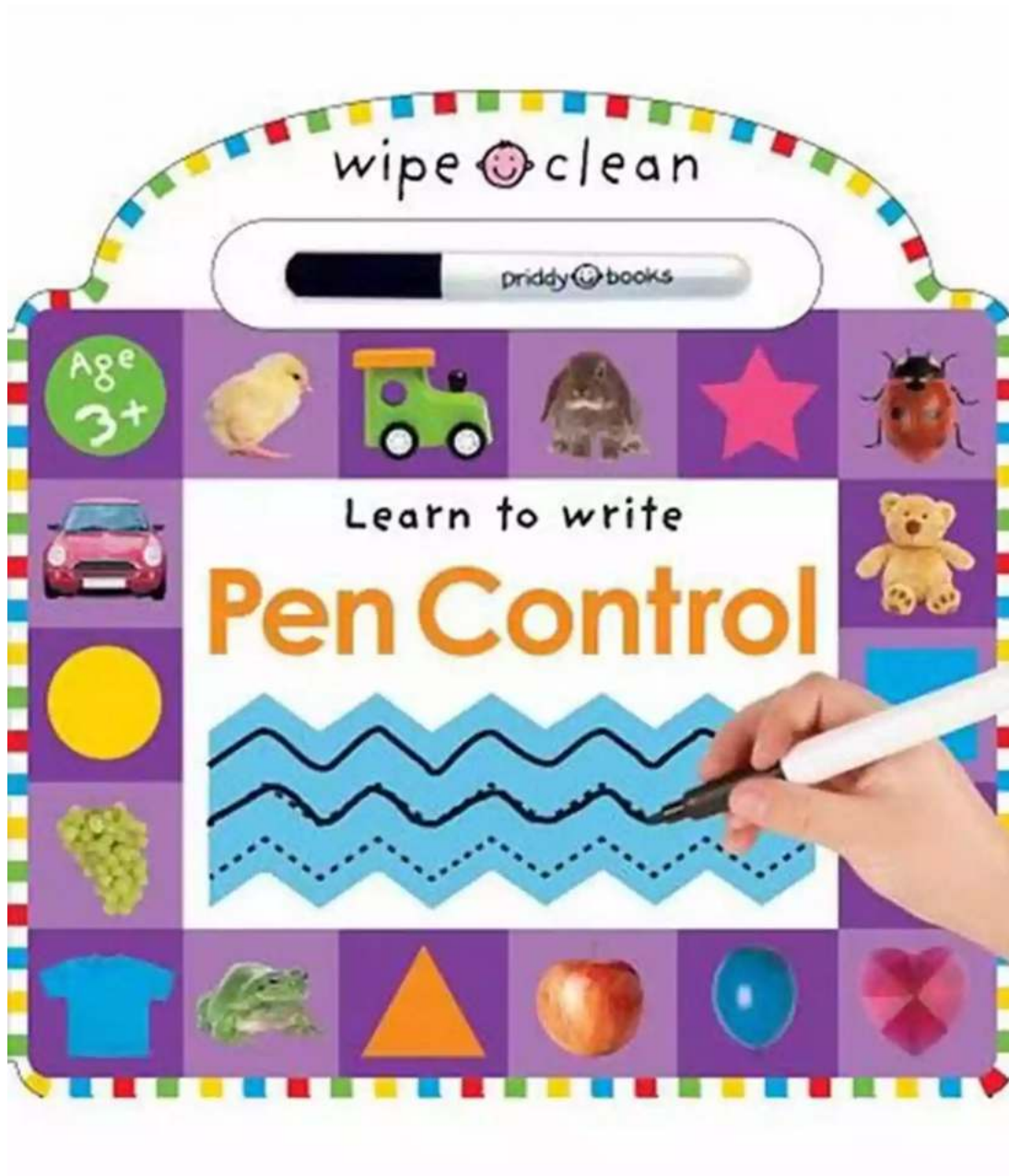
4. Create a Stimulating Writing Environment



Creating an engaging and supportive writing environment can greatly enhance a child's desire to practice pen control. Make writing materials readily available to your child, such as notebooks, pens, and colorful markers. Display their work proudly, providing recognition and praise for their efforts.

Moreover, incorporate writing into daily activities. Encourage your child to help create shopping lists or write letters to friends and family members. By integrating writing into their routine, children can improve their pen control skills while also seeing the practical applications of writing in daily life.

5. Gamify Pen Control Practice



Children are highly inclined to learn through play. By transforming pen control practice into enjoyable games, you can capture their attention and motivate them to improve their skills. Here are a few ways to gamify pen control:

- **Obstacle Courses:** Create obstacle courses using various writing exercises, such as tracing, connecting the dots, and writing specific letters or shapes.

Time your child and challenge them to complete the course with accuracy and speed.

- **Letter Hunt:** Hide letters around the house or in a designated play area. Provide your child with a pen and ask them to find the letters and mark them off as they go.
- **Writing Races:** Set up friendly writing competitions, encouraging your child to write specific words, sentences, or their favorite stories against a timer or against other family members or friends.

Developing early pen control skills in children is of utmost importance for future academic success. By encouraging fine motor skill development, introducing pre-writing exercises, providing appropriate writing tools, creating a stimulating writing environment, and gamifying pen control practice, parents and educators can effectively support and nurture their child's ability to handle a pen with precision and control.

Remember, every child progresses at their own pace, so patience, encouragement, and a positive attitude are key. With these strategies and a commitment to consistent practice, your child will be well on their way to mastering pen control and unlocking a world of possibilities.



My First Halloween Coloring Book: helps develop early pen control by Justine Avery(Kindle Edition)

★★★★★ 5 out of 5

Language : English

File size : 1548 KB

Screen Reader : Supported

Print length : 25 pages

Lending : Enabled



□Helps Develop Early Pen Control□

My First Halloween Coloring Book is especially designed for the youngest artists and budding creatives (and their parents) who adore Halloween!

□ Inspire your youngest ones with eye-catching illustrations, each distinct and unique in simple shapes.

□ Bold lines aid with practicing coloring inside the lines and recognizing separate features.

□ Single-sided printing preserves each colored masterpiece for keepsakes and proudly adorning the refrigerator or wall.

□ Play and learn together while honing early skills in preparing for preschool and beyond!


□□□□□

My First Coloring Books are ideal for helping children as young as one year develop early pen control and hone their fine motor skills. Recognizable images inspire your young artist while bold outlines encourage coloring within the lines. Corresponding text offers an to letters and words.



The Ultimate Guide to New Addition Subtraction Games Flashcards For Ages 3-6

In this day and age, countless parents are searching for innovative and effective ways to help their young children develop essential math skills. It's no secret that...




The Ultimate Guide for the Aspiring Pianist: Unleash Your Inner Musical Prodigy with Downloadable Mp3s from Dover Classical Piano Music

Are you a beginner pianist feeling overwhelmed by the sheer amount of music available to you? Do you dream of tickling the ivories with the grace and skill of a concert...




Wow Robot Club Janice Gunstone - The Mastermind Behind the Magic

Robots have always fascinated us with their ability to perform tasks beyond human capabilities, seamlessly blend into our lives, and open up new...




Ideal For Catching Up At Home: CGP KS2 Geography

Are you looking for the perfect resource to catch up on your child's geography lessons at home? Look no further! CGP KS2 Geography is the ideal tool to help your child excel...




The Ultimate Pictorial Travel Guide To Vietnam: Explore the Hidden Beauty of this Enchanting Country

Discover the rich history, breathtaking landscapes, and vibrant culture of Vietnam through this captivating and comprehensive travel guide. ...



Unlocking the Secrets of Compact Stars: Exploring Equation of States with General Relativistic Initial Data

Compact stars have always been a topic of fascination for astronomers and physicists alike. These celestial objects, also known as neutron stars or white...



Unveiling the Hidden Gem: Google Places Goliath Valley Mulford

Are you tired of visiting the same old tourist attractions and craving something unique and off the beaten path? Look no further than Google Places Goliath Valley Mulford – a...



Essays Towards Theory Of Knowledge: Exploring the Depths of Understanding

Are you ready to delve into the fascinating realm of knowledge? Do you want to expand your understanding of various subjects and explore the depths of...

