


# Unveiling the Magic of Crocheted Sweaters: Simple Stitches, Great Designs!

Are you looking for the perfect addition to your winter wardrobe? Look no further! Crocheted sweaters combine warmth, style, and the beauty of handmade craftsmanship. In this article, we will explore the art of crocheting sweaters, unravel the secrets of simple stitches, and showcase some great designs that will leave you in awe. So, grab your crochet hooks and let's dive into the world of crocheted sweaters!

## The Art of Crocheting Sweaters

Crocheting sweaters is a skill that allows you to create unique, customized garments that will keep you warm and fashionable throughout the chilly months. With just a few simple stitches, some gorgeous yarn, and a little bit of patience, you can create a masterpiece that will be the envy of all your friends.

One of the many joys of crocheting sweaters is the opportunity it provides for self-expression. You can choose from an endless array of yarn colors, textures, and weights, allowing you to create a sweater that perfectly matches your personality and style. Whether you prefer bold, vibrant colors or a more subdued, earthy palette, there is a yarn out there that will make your crochet project shine.



## Crocheted Sweaters: Simple Stitches, Great Designs by Susan Huxley(Kindle Edition)

★★★★☆ 4.2 out of 5

Language : English

File size : 18029 KB

Text-to-Speech : Enabled

Screen Reader : Supported

Enhanced typesetting : Enabled



## The Secrets of Simple Stitches

Contrary to popular belief, crocheting a sweater doesn't have to be complicated. With a few simple stitches, you can create stunning designs that will wow everyone around you. Let's uncover the secrets behind these stitches:

### 1. Single Crochet Stitch

The single crochet stitch is the foundation of many crochet patterns. It creates a sturdy fabric that is perfect for sweaters. The stitch involves inserting your hook into the desired stitch, yarn over, pull through, yarn over again, and pull through both loops on the hook. Repeat this process for each stitch, and you'll have a beautiful single crochet fabric.

### 2. Double Crochet Stitch

The double crochet stitch is another essential stitch for crocheted sweaters. It produces a slightly looser fabric with more drape. To create a double crochet stitch, yarn over, insert your hook into the desired stitch, yarn over again, pull through, yarn over once more, and pull through two loops on the hook. Repeat this process, and you'll have a lovely double crochet that adds texture and interest to your sweater.

### 3. Half Double Crochet Stitch

The half double crochet stitch is a versatile stitch that falls between the single and double crochet stitches in terms of height. It creates a fabric with a good balance of sturdiness and drape. To execute a half double crochet stitch, yarn over, insert

your hook into the desired stitch, yarn over again, pull through, yarn over once more, and pull through all three loops on the hook. Repeat these steps, and you'll have a beautifully textured fabric.

## **Great Designs to Get Inspired**

Now that you've mastered the art of simple stitches, it's time to explore some amazing crocheted sweater designs that will inspire your own creations:

### **1. Cozy Cable Sweater**

This sweater combines the elegance of cables with the coziness of crocheted fabric. The cables add a touch of sophistication, while the simple stitches create a warm and comfortable fit. Choose a soft, chunky yarn in your favorite color, and you'll have a sweater that will keep you snug all winter long.

### **2. Colorful Granny Square Sweater**

If you love the vintage charm of granny squares, this sweater is perfect for you. The vibrant, multi-colored granny squares come together to form a unique and eye-catching design. You can experiment with different color combinations to create a sweater that reflects your individuality.

### **3. Lace-Inspired Pullover**


For those who appreciate a delicate and feminine touch, a lace-inspired crocheted pullover is an excellent choice. Using intricate stitches and lightweight yarn, you can create a sweater that is both elegant and breathable. Perfect for layering or wearing on a breezy spring day.

These designs are just the tip of the iceberg. With crocheted sweaters, the possibilities are endless. You can mix and match stitches, experiment with

textures, and let your creativity lead the way to creating unique and personalized garments that you'll cherish for years to come.

Crocheted sweaters offer not only warmth but also a way to express your personal style. By mastering a few simple stitches, you can create breathtaking designs that will impress everyone around you. Whether you choose a classic cable sweater, a colorful granny square masterpiece, or a delicate lace-inspired pullover, your crocheted sweater will become a cherished item in your wardrobe.

So, embrace the crochet hook, dive into the world of crocheted sweaters, and start creating your own one-of-a-kind garments. Your winter wardrobe will thank you!



## Crocheted Sweaters: Simple Stitches, Great Designs by Susan Huxley(Kindle Edition)

★★★★☆ 4.2 out of 5

Language : English  
File size : 18029 KB  
Text-to-Speech : Enabled  
Screen Reader : Supported  
Enhanced typesetting : Enabled  
Print length : 130 pages




Take a fresh approach to a classic craft! Create these stylish crocheted designs, even if you've never held a crochet hook before. Learn a few basic crochet stitches step by step, and then combine them in innovative ways for sensational sweaters--most designed especially with beginners in mind.

- Twenty gorgeous patterns feature sizes from extra small to extra large; many of these sweaters will make a perfect weekend project for experienced crocheters
- Choose from an array of seasonal styles, such as a summer-weight sleeveless shell with a matching beaded shawl, a classic crewneck pullover, and a comfy cardigan
- A one-stop guide to crocheting basics introduces the yarns, stitches, swatches, and smart tips that will ensure a perfect fit



## **The Ultimate Guide to New Addition Subtraction Games Flashcards For Ages 3-6**

In this day and age, countless parents are searching for innovative and effective ways to help their young children develop essential math skills. It's no secret that...



## **The Ultimate Guide for the Aspiring Pianist: Unleash Your Inner Musical Prodigy with Downloadable Mp3s from Dover Classical Piano Music**

Are you a beginner pianist feeling overwhelmed by the sheer amount of music available to you? Do you dream of tickling the ivories with the grace and skill of a concert...



## Wow Robot Club Janice Gunstone - The Mastermind Behind the Magic

Robots have always fascinated us with their ability to perform tasks beyond human capabilities, seamlessly blend into our lives, and open up new...



## Ideal For Catching Up At Home: CGP KS2 Geography

Are you looking for the perfect resource to catch up on your child's geography lessons at home? Look no further! CGP KS2 Geography is the ideal tool to help your child excel...



## The Ultimate Pictorial Travel Guide To Vietnam: Explore the Hidden Beauty of this Enchanting Country

Discover the rich history, breathtaking landscapes, and vibrant culture of Vietnam through this captivating and comprehensive travel guide. ...



## Unlocking the Secrets of Compact Stars: Exploring Equation of States with General Relativistic Initial Data

Compact stars have always been a topic of fascination for astronomers and physicists alike. These celestial objects, also known as neutron stars or white...



## Unveiling the Hidden Gem: Google Places Goliath Valley Mulford

Are you tired of visiting the same old tourist attractions and craving something unique and off the beaten path? Look no further than Google Places Goliath Valley Mulford – a...



## Essays Towards Theory Of Knowledge: Exploring the Depths of Understanding

Are you ready to delve into the fascinating realm of knowledge? Do you want to expand your understanding of various subjects and explore the depths of...