

The Ultimate Guide to Processing Pumpkin Loss Adjustment Standards Product Administration Standards


Are you tired of dealing with pumpkin loss during harvest season? Look no further! In this comprehensive guide, we will explore the intricacies of Pumpkin Loss Adjustment Standards Product Administration Standards and provide you with valuable insights on how to effectively process and manage pumpkin losses. With our expert tips, you'll be able to maximize your adjustment standards and streamline your product administration.

Understanding Pumpkin Loss Adjustment Standards

Before diving into the details, let's first understand what Pumpkin Loss Adjustment Standards entail. When it comes to agricultural produce, losses are inevitable due to various factors such as adverse weather conditions, pests, and diseases. Pumpkin loss adjustment standards are guidelines set by agricultural regulatory bodies to determine the acceptable levels of losses that can occur before compensation or adjustment is provided.

These standards are crucial for determining fair compensation for farmers who experience pumpkin loss during the growing season. The goal is to strike a balance between providing support to farmers and ensuring the integrity of the agricultural industry.

**Processing Pumpkin Loss Adjustment Standards
Product Administration & Standards Division
HANDBOOK (FCIC-20100) (11-2010) 2011 and
Succeeding Crop Years** by Ian Guch(Kindle Edition)



★★★★★ 5 out of 5

Language	: English
File size	: 840 KB
Text-to-Speech	: Enabled
Screen Reader	: Supported
Enhanced typesetting	: Enabled
Word Wise	: Enabled
Print length	: 133 pages



Product Administration Standards for Pumpkin Loss Adjustment

Effective product administration is key to successfully managing pumpkin loss adjustment standards. It involves meticulous record-keeping, accurate data analysis, and timely reporting. Following product administration standards ensures transparency, accountability, and fair compensation for farmers.

Here are some product administration standards you should consider when dealing with pumpkin loss adjustment:

- **Record-Keeping:** Maintain detailed records of all pumpkin-related activities, including seeding dates, harvest dates, and any challenges faced during the growing season. This information will be invaluable for assessing losses and making adjustments.
- **Data Analysis:** Regularly analyze your pumpkin production data to identify patterns and trends. This will help you identify potential areas of improvement and make informed decisions regarding loss adjustment.
- **Timely Reporting:** Submit accurate and timely reports to the relevant regulatory bodies. Failure to do so may result in delays or denials of

compensation.

- **Documentation:** Keep all supporting documents, such as photographs and invoices, to substantiate your claims of pumpkin loss. This will further strengthen your case during the adjustment process.

Effective Processing Techniques

Processing pumpkin loss adjustment standards can be challenging, but with the right techniques, you can streamline the process and increase your chances of receiving fair compensation. Here are some effective processing techniques to consider:

1. Assessing Pumpkin Losses Accurately

Accurately assessing pumpkin losses is crucial for determining the extent of compensation you are entitled to. Consider factors such as volume, weight, and quality when evaluating losses. This will help you present a solid case to the regulatory authorities.

2. Collaborating with Agricultural Experts

Reach out to agricultural experts who specialize in pumpkin production to gain valuable insights on techniques for mitigating losses. Their expertise can help you develop strategies to minimize future losses and enhance your overall productivity.


3. Utilizing Technology

Incorporating technology into your pumpkin production process can make a significant difference. Explore precision agriculture tools, such as drones and satellite imagery, to better monitor and manage your crops. This will enable you to detect issues early and take proactive measures to prevent further loss.

Clickbait Title: "Unveiling the Untold Secrets of Pumpkin Loss Adjustment – Boost Your Compensation Now!"

Looking for insider tips and secrets to boost your pumpkin loss adjustment compensation? Look no further! In this tell-all article, we will reveal the untold secrets that will help you maximize your compensation and overcome the challenges associated with pumpkin losses. Don't miss out on this exclusive opportunity to supercharge your agricultural success!

Processing pumpkin loss adjustment standards and effectively managing product administration standards can be a complex task. However, with the right knowledge and strategies, you can navigate through the challenges and maximize your compensation. Remember to adhere to the standards set by regulatory bodies, keep detailed records, and utilize technology to your advantage. By doing so, you'll not only minimize losses but also enhance your overall productivity in the long run. Embrace these practices, and watch your pumpkin farming thrive!



Processing Pumpkin Loss Adjustment Standards Product Administration & Standards Division HANDBOOK (FCIC-20100) (11-2010) 2011 and Succeeding Crop Years by Ian Guch(Kindle Edition)

★★★★★ 5 out of 5

Language : English
File size : 840 KB
Text-to-Speech : Enabled
Screen Reader : Supported
Enhanced typesetting : Enabled
Word Wise : Enabled
Print length : 133 pages




THIS HANDBOOK CONTAINS THE OFFICIAL FCIC-ISSUED LOSS ADJUSTMENT STANDARDS FOR THIS CROP FOR THE 2011 AND SUCCEEDING CROP YEARS. ALL REINSURED COMPANIES WILL UTILIZE THESE STANDARDS FOR BOTH LOSS ADJUSTMENT AND LOSS TRAINING.




The Ultimate Guide to New Addition Subtraction Games Flashcards For Ages 3-6

In this day and age, countless parents are searching for innovative and effective ways to help their young children develop essential math skills. It's no secret that...




The Ultimate Guide for the Aspiring Pianist: Unleash Your Inner Musical Prodigy with Downloadable Mp3s from Dover Classical Piano Music

Are you a beginner pianist feeling overwhelmed by the sheer amount of music available to you? Do you dream of tickling the ivories with the grace and skill of a concert...




Wow Robot Club Janice Gunstone - The Mastermind Behind the Magic

Robots have always fascinated us with their ability to perform tasks beyond human capabilities, seamlessly blend into our lives, and open up new...



Ideal For Catching Up At Home: CGP KS2 Geography

Are you looking for the perfect resource to catch up on your child's geography lessons at home? Look no further! CGP KS2 Geography is the ideal tool to help your child excel...




The Ultimate Pictorial Travel Guide To Vietnam: Explore the Hidden Beauty of this Enchanting Country

Discover the rich history, breathtaking landscapes, and vibrant culture of Vietnam through this captivating and comprehensive travel guide. ...



Unlocking the Secrets of Compact Stars: Exploring Equation of States with General Relativistic Initial Data

Compact stars have always been a topic of fascination for astronomers and physicists alike. These celestial objects, also known as neutron stars or white...



Unveiling the Hidden Gem: Google Places Goliath Valley Mulford

Are you tired of visiting the same old tourist attractions and craving something unique and off the beaten path? Look no further than Google Places Goliath Valley Mulford – a...



Essays Towards Theory Of Knowledge: Exploring the Depths of Understanding

Are you ready to delve into the fascinating realm of knowledge? Do you want to expand your understanding of various subjects and explore the depths of...