

# **The Ultimate Guide to Country Cottage Cross Stitch Patterns That Will Inspire You**

Are you a fan of cross stitching? If so, you're in for a treat! In this article, we'll delve into the beautiful world of country cottage cross stitch patterns. Whether you're a beginner or an experienced stitcher, these patterns will ignite your creativity and transport you to a quaint and cozy countryside. Get ready to embark on a stitching journey like no other!




## **Why Choose Country Cottage Cross Stitch Patterns?**

Country cottage cross stitch patterns have become increasingly popular over the years, and for good reason! These patterns often feature charming cottages, idyllic landscapes, and rustic elements that captivate stitchers worldwide.

Whether you're a nature lover, a fan of cottagecore aesthetics, or simply seeking

a calming and rewarding hobby, country cottage cross stitch patterns are perfect for you.



## Country Cottage Cross Stitch Pattern

by Jonathan Black(Kindle Edition)

★★★★★ 5 out of 5

Language : English  
File size : 6159 KB  
Text-to-Speech : Enabled  
Screen Reader : Supported  
Enhanced typesetting : Enabled  
Print length : 25 pages



When you choose a country cottage cross stitch pattern, you're not just creating a masterpiece; you're also immersing yourself in a world of tranquility and coziness. Each stitch brings you closer to experiencing the serenity that country cottages symbolize. It's a wonderful way to unwind after a long day, recharge your creativity, and add a touch of rustic charm to your home.

### Exploring the Variety of Country Cottage Cross Stitch Patterns

Country cottage cross stitch patterns offer an endless array of designs to suit your preferences. From traditional cottages nestled in meadows to whimsical cottages with blooming gardens, there's something for everyone. Here are a few popular themes:

- Nature-inspired cottages
- Seasonal cottages
- Coastal cottages

- Farmhouse cottages
- English countryside cottages

## **Tips for Choosing and Starting Your Cross Stitch Project**

Now that you're excited to start your country cottage cross stitch project, here are some helpful tips to ensure a successful and enjoyable stitching experience:

1. Research and browse through a variety of patterns to find the one that speaks to you the most.
2. Consider using high-quality materials, such as Aida fabric and DMC threads, to enhance the final outcome of your project.
3. Invest in quality needles and embroidery hoops to make your stitching process smooth and comfortable.
4. Take breaks and practice good posture to avoid strain or discomfort while stitching.
5. Join online cross-stitching communities or forums to connect with fellow stitchers, gain inspiration, and receive helpful tips and tricks.

## **Enhancing Your Cross Stitch with Personal Touches**

While cross stitch patterns serve as a foundation for your project, don't be afraid to add personal touches to make it truly yours. Consider incorporating the following elements:


- Modify the color palette to match your home decor or personal preferences.
- Add small embellishments like buttons, beads, or ribbons for an extra touch of charm.
- Personalize the design by stitching initials, names, or special dates.

- Experiment with different stitching techniques to add texture and dimension to your project.

## Treasure Your Stitched Masterpiece

Once you've completed your country cottage cross stitch project, it's time to display and treasure your masterpiece. Consider framing your stitched piece or incorporating it into a cushion cover, tote bag, or wall hanging. Your finished creation will remind you of the joy and dedication poured into every stitch.

Country cottage cross stitch patterns bring a sense of peace, nostalgia, and beauty to any stitching project. So why wait? Grab your needles, choose your favorite pattern, and let your imagination wander in the cozy world of country cottages. Happy stitching!



## Country Cottage Cross Stitch Pattern

by Jonathan Black(Kindle Edition)

★★★★★ 5 out of 5

Language : English

File size : 6159 KB

Text-to-Speech : Enabled

Screen Reader : Supported

Enhanced typesetting: Enabled

Print length : 25 pages



A cross stitch pattern of Country Cottage

This picture can also be used as card. Depending on if you stitch it using 16 or 18 Count Canvass, you will be able to get some lettering on there to make it more personal. At the back of this book you will find two alphabets with a grid. This is so that you can work out any headings for the cards that you wish and also make

sure that they will fit before you begin to stitch. This picture has been worked on 14 count canvass; you could also use 27 or 28 count canvass if you wish. The charts can be made bigger on your Kindle to help to see the symbols more clearly. Included is a full chart in colour together with a key and full instructions on how to complete each stitch.


This pattern does include fractional stitches, with the instructions on how to work the, stitches a beginner and a more experience stitcher will be able to complete the finished picture. All that is needed is time and patience.

Happy Stitching.



## **The Ultimate Guide to New Addition Subtraction Games Flashcards For Ages 3-6**

In this day and age, countless parents are searching for innovative and effective ways to help their young children develop essential math skills. It's no secret that...



## **The Ultimate Guide for the Aspiring Pianist: Unleash Your Inner Musical Prodigy with Downloadable Mp3s from Dover Classical Piano Music**

Are you a beginner pianist feeling overwhelmed by the sheer amount of music available to you? Do you dream of tickling the ivories with the grace and skill of a concert...




## Wow Robot Club Janice Gunstone - The Mastermind Behind the Magic

Robots have always fascinated us with their ability to perform tasks beyond human capabilities, seamlessly blend into our lives, and open up new...



## Ideal For Catching Up At Home: CGP KS2 Geography

Are you looking for the perfect resource to catch up on your child's geography lessons at home? Look no further! CGP KS2 Geography is the ideal tool to help your child excel...



## The Ultimate Pictorial Travel Guide To Vietnam: Explore the Hidden Beauty of this Enchanting Country

Discover the rich history, breathtaking landscapes, and vibrant culture of Vietnam through this captivating and comprehensive travel guide. ...



## Unlocking the Secrets of Compact Stars: Exploring Equation of States with General Relativistic Initial Data

Compact stars have always been a topic of fascination for astronomers and physicists alike. These celestial objects, also known as neutron stars or white...



## Unveiling the Hidden Gem: Google Places Goliath Valley Mulford

Are you tired of visiting the same old tourist attractions and craving something unique and off the beaten path? Look no further than Google Places Goliath Valley Mulford – a...



## Essays Towards Theory Of Knowledge: Exploring the Depths of Understanding

Are you ready to delve into the fascinating realm of knowledge? Do you want to expand your understanding of various subjects and explore the depths of...