


The Quintessential Guide To Needle Felting For Novices And Dummies



Are you intrigued by the world of needle felting but have no idea where to start? Look no further! In this comprehensive guide, we aim to demystify the craft and provide you with all the necessary information to get started on your needle felting journey. Whether you're a complete novice or feel like a "dummy" when it

comes to crafts, this guide will help you become a needle felting expert in no time!

Chapter 1: What is Needle Felting?

Needle felting is a crafting technique that involves manipulating fibers with a special barbed needle to create three-dimensional shapes or designs. The process is simple, yet incredibly versatile, allowing you to bring your imagination to life by sculpting anything from cute animals to intricate ornaments.



Quintessential Guide To Needle Felting For Novices And Dummies by Kristi Simpson(Kindle Edition)

★★★★★ 5 out of 5

Language	: English
File size	: 421 KB
Text-to-Speech	: Enabled
Screen Reader	: Supported
Enhanced typesetting	: Enabled
Print length	: 43 pages
Lending	: Enabled



Chapter 2: Essential Supplies for Needle Felting

Before diving into needle felting, it's important to gather the necessary supplies. Here are some essentials:

- A felting needle (or a set of needles)
- A felting mat or foam pad
- A selection of felting wool or roving in various colors
- Optional: Wire armature for more complex projects

Chapter 3: Getting Started

Now that you have your supplies ready, it's time to get started! This chapter will cover the basic techniques and tips for beginners:

1. Understanding needle felting needles
2. Preparing the felting wool
3. Creating basic shapes
4. Adding details and embellishments
5. Fixing mistakes

Chapter 4: Needle Felting Projects for Novices

To help you practice your newfound skills, we've included several beginner-friendly projects that you can try:

- Cute needle felted animals
- Simple ornaments and keychains
- Decorative flowers and plants

Chapter 5: Taking Your Needle Felting Skills to the Next Level

Once you feel confident with the basics, it's time to explore more advanced techniques and take your needle felting skills to new heights:

- Creating armature-based sculptures
- Working with different needle sizes and types
- Experimenting with blending colors and textures
- Exploring three-dimensional designs

Chapter 6: Troubleshooting and Tips

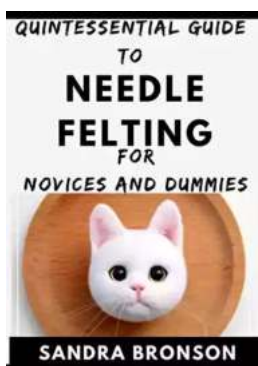
As with any craft, needle felting can sometimes pose challenges. In this chapter, we address common issues and provide helpful tips:

- Dealing with loose fibers and pilling
- Fixing broken or bent needles
- Avoiding finger pricks and injuries
- Storing your needle felting supplies

Chapter 7: Needle Felting Communities and Resources

Being part of a community can enhance your needle felting experience. In this final chapter, we share some online communities, forums, and resources where you can connect with fellow enthusiasts, seek inspiration, and find additional guidance.

With this quintessential guide at your disposal, you are now well-equipped to embark on your needle felting journey. Remember, practice makes perfect, so don't be discouraged if your first attempts don't turn out exactly as planned. Enjoy the process and let your creativity flow!



Quintessential Guide To Needle Felting For Novices And Dummies by Kristi Simpson(Kindle Edition)

★★★★★ 5 out of 5

Language : English
 File size : 421 KB
 Text-to-Speech : Enabled
 Screen Reader : Supported
 Enhanced typesetting : Enabled
 Print length : 43 pages



Needle felting is the process of felting wool with the use of specialized barbed needles and without the use of water. Moisture is generally not well tolerated because the needles are barbed, unlike smooth sewing needles, and will rust. You can use applique's of wool to decorate your wet felting, crocheted, or knitted project and other fabrics.

Wet felting is when layers of wool fleece are processed with water to create a sheet or piece of felt. It requires no needles or sewing and is generally recommended as a good activity for kids. Once you get a large piece of felt, you can then use a pattern to sew something like a felt hat for example. At that point, you might use needle felting to embellish by applying pieces of wool and pushing the fibers into the felt to create a design.

You can buy kits and supplies over the Internet or at a local hobby store. The growing popularity of needle felting has made supplies readily available. The soft wool fiber, alpaca, is the recommended wool, and simplicity makes this a good project for nearly everyone. Because of the extremely sharp needles required for these projects children should not be needle felting.

To get started with needle felting, you'll need carded fine or medium fine wool in a mix of colors, felting needles and a felting needle holder would be good too, a felting surface like foam. There are needle felting machines which you can buy to help with your project.


After you've chosen what you're going to decorate, you'll choose a pattern. You might draw or print that pattern onto paper to use as a guide to transfer to the project you're going to embellish. Use that guide to pin the pattern to your project and remove the paper. The pins in your fabric will now guide your work. Choose a

bit of wool that's a little larger than your pattern and tear it off, you'll work the excess in later. Then you'll simply stab the needle through the wool and the fabric going into the foam. You don't need to stab deeply. As the edges of your pattern emerge, just fold the excess wool into the pattern and push the fabric in on itself. Needle felting is a good project for someone who might feel as if they don't have a lot of artistic talent. There's no counting or stitches to memorize, so it's easy to pick up again if you've been interrupted. It's a good craft to get started with and broaden your crafting skills.




The Ultimate Guide to New Addition Subtraction Games Flashcards For Ages 3-6

In this day and age, countless parents are searching for innovative and effective ways to help their young children develop essential math skills. It's no secret that...




The Ultimate Guide for the Aspiring Pianist: Unleash Your Inner Musical Prodigy with Downloadable Mp3s from Dover Classical Piano Music

Are you a beginner pianist feeling overwhelmed by the sheer amount of music available to you? Do you dream of tickling the ivories with the grace and skill of a concert...




Wow Robot Club Janice Gunstone - The Mastermind Behind the Magic

Robots have always fascinated us with their ability to perform tasks beyond human capabilities, seamlessly blend into our lives, and open up new...



Ideal For Catching Up At Home: CGP KS2 Geography

Are you looking for the perfect resource to catch up on your child's geography lessons at home? Look no further! CGP KS2 Geography is the ideal tool to help your child excel...



The Ultimate Pictorial Travel Guide To Vietnam: Explore the Hidden Beauty of this Enchanting Country

Discover the rich history, breathtaking landscapes, and vibrant culture of Vietnam through this captivating and comprehensive travel guide. ...



Unlocking the Secrets of Compact Stars: Exploring Equation of States with General Relativistic Initial Data

Compact stars have always been a topic of fascination for astronomers and physicists alike. These celestial objects, also known as neutron stars or white...



Unveiling the Hidden Gem: Google Places Goliath Valley Mulford

Are you tired of visiting the same old tourist attractions and craving something unique and off the beaten path? Look no further than Google Places Goliath Valley Mulford – a...



Essays Towards Theory Of Knowledge: Exploring the Depths of Understanding

Are you ready to delve into the fascinating realm of knowledge? Do you want to expand your understanding of various subjects and explore the depths of...