

The Practical Guide To Knitting Stitches Designs And Patterns For Babies And

Knitting is not only a popular pastime, but it's also a creative and rewarding way to make beautiful garments and accessories for babies. Whether you're a seasoned knitter or just starting out, this practical guide will provide you with an array of knitting stitches, designs, and patterns perfect for babies and young children.

When it comes to knitting for babies, there are numerous considerations to keep in mind. The garments and accessories should be comfortable, safe, and practical. They should also be aesthetically pleasing and showcase your passion for knitting. With the right stitches, designs, and patterns, you can achieve all of these goals.

Choosing the Right Yarn

The first step in knitting for babies is selecting the right type of yarn. Soft and gentle materials like cotton or bamboo blends are ideal for delicate baby skin. Consider the season and climate when choosing the weight of the yarn. Lighter weights work well for warmer months, while chunkier yarns provide warmth in colder weather.

DIY KNITTING Basics For Beginners: The Practical Guide To Knitting Stitches Designs And Patterns For Babies And Seniors. Learn The Step By Step Techniques To Knit Projects Including Tips And Tricks. by Sensei Paul David(Kindle Edition)

★★★★☆ 4.4 out of 5

Language : English



File size	: 5071 KB
Text-to-Speech	: Enabled
Screen Reader	: Supported
Enhanced typesetting	: Enabled
Print length	: 86 pages
Lending	: Enabled
Paperback	: 39 pages
Item Weight	: 1.76 ounces
Dimensions	: 6 x 0.09 x 9 inches



Essential Stitches

Mastering a variety of stitches is essential for creating beautiful knitted designs for babies. Here are a few popular stitches that you should include in your knitting repertoire:

- **Garter Stitch:** This simple stitch is achieved by knitting every row. It creates a textured fabric and is perfect for blankets, hats, and cardigans.
- **Stockinette Stitch:** This classic stitch alternates between knit and purl rows, creating a smooth fabric. It is commonly used for sweaters, onesies, and booties.
- **Rib Stitch:** This stitch is created by alternating knit and purl stitches within the same row. It provides elasticity and is often used in cuffs, collars, and edgings.
- **Seed Stitch:** This stitch involves alternating knit and purl stitches in a specific pattern. It creates a textured fabric and adds visual interest to blankets, sweaters, and hats.

Adorable Designs and Patterns

Now that you have mastered some essential stitches, it's time to explore various designs and patterns for babies. From cozy sweaters to cute baby booties, the possibilities are endless.

1. Baby Cardigan with a Cable Detail


Add sophistication to a baby's wardrobe with a classic cardigan featuring a cable detail. This pattern is perfect for intermediate knitters who want to challenge themselves. The intricate cable design adds a touch of elegance to any outfit while keeping the baby warm and cozy.



2. Colorful Striped Blanket

Create a vibrant and cheerful striped blanket that will keep the baby snug and happy. Experiment with various colors and stripe widths to add a playful touch to the design. Striped blankets are perfect for both boys and girls and make a lovely gift for any occasion.

HOW TO KNIT: The Ultimate Beginners Guide



3. Adorable Animal Hat

Make nap time more fun with an adorable animal-inspired hat. From cute bunny ears to whimsical cat ears, you can create a hat that will bring a smile to any child's face. These hats are not only cozy but also make for memorable photo opportunities.



4. Delicate Lace Baby Dress

Create a timeless and elegant lace dress for your little one. Lace patterns add a touch of sophistication and charm to any dress design. The delicate stitches and intricate details will make your baby stand out at any special occasion.



5. Comfy and Cute Baby Booties

Keep those tiny feet warm and cozy with soft and comfortable baby booties. Choose a cute design with buttons or pom-poms for a touch of style. Baby booties are quick and easy to knit, making them perfect for beginners looking for a satisfying project.



Knitting for babies is a delightful and fulfilling experience. With a wide range of stitches, designs, and patterns available, you can create unique and beautiful garments and accessories that will be cherished for years to come. Remember to choose the right yarn, master the essential stitches, and explore various designs to bring your knitting projects to life. Happy knitting!



DIY KNITTING Basics For Beginners: The Practical Guide To Knitting Stitches Designs And Patterns For Babies And Seniors. Learn The Step By Step Techniques To Knit Projects Including Tips And Tricks. by Sensei Paul David(Kindle Edition)

★★★★☆ 4.4 out of 5

Language	: English
File size	: 5071 KB
Text-to-Speech	: Enabled
Screen Reader	: Supported
Enhanced typesetting	: Enabled
Print length	: 86 pages
Lending	: Enabled
Paperback	: 39 pages
Item Weight	: 1.76 ounces
Dimensions	: 6 x 0.09 x 9 inches



DIY Knitting Guide

Knitting is easy when you know how to do it, and this beginner's knitting guide will help you learn the basics, with clear instructions for all the main techniques.

With a little practice, you'll find knitting is a fun and easy way to create comfortable fabrics for all kinds of items.

It's important to note that every knit is different and what works well for one may not work for others. There are many styles of knitting as well, with different ways of holding the needles and working with yarn to create knitting.

We are going to show you the most used methods, but you should do whatever feels most natural to you.

Here is a preview of some lessons this guide contains:

- Tools For Knitting
- How To Start Knitting
- How To Basket Weave Stitch in Knitting
- Simple And Reversible Basket Weave
- How To Pick Up A Fallen Knitting Stitch
- How To Lift A Dropped Purl Stitch
- How To Pick Up A Dropped Stitch Several Rows Down.
- How To Make A Knitted Tie
- How To Knit A Warm Ear Pattern With A Flower
- How To Knit A Small Sock With A Step By Step Practical Pattern


And lot more...

Just scroll up, and click on the BUY NOW button ASAP to purchase this guide today.



The Ultimate Guide to New Addition Subtraction Games Flashcards For Ages 3-6

In this day and age, countless parents are searching for innovative and effective ways to help their young children develop essential math skills. It's no secret that...




The Ultimate Guide for the Aspiring Pianist: Unleash Your Inner Musical Prodigy with Downloadable Mp3s from Dover Classical Piano Music

Are you a beginner pianist feeling overwhelmed by the sheer amount of music available to you? Do you dream of tickling the ivories with the grace and skill of a concert...




Wow Robot Club Janice Gunstone - The Mastermind Behind the Magic

Robots have always fascinated us with their ability to perform tasks beyond human capabilities, seamlessly blend into our lives, and open up new...




Ideal For Catching Up At Home: CGP KS2 Geography

Are you looking for the perfect resource to catch up on your child's geography lessons at home? Look no further! CGP KS2 Geography is the ideal tool to help your child excel...




The Ultimate Pictorial Travel Guide To Vietnam: Explore the Hidden Beauty of this Enchanting Country

Discover the rich history, breathtaking landscapes, and vibrant culture of Vietnam through this captivating and comprehensive travel guide. ...



Unlocking the Secrets of Compact Stars: Exploring Equation of States with General Relativistic Initial Data

Compact stars have always been a topic of fascination for astronomers and physicists alike. These celestial objects, also known as neutron stars or white...



Unveiling the Hidden Gem: Google Places Goliath Valley Mulford

Are you tired of visiting the same old tourist attractions and craving something unique and off the beaten path? Look no further than Google Places Goliath Valley Mulford – a...



Essays Towards Theory Of Knowledge: Exploring the Depths of Understanding

Are you ready to delve into the fascinating realm of knowledge? Do you want to expand your understanding of various subjects and explore the depths of...

