

The Fabulous Nifty Napkin Holder Plastic Canvas Pattern: A Must-Have for Every Party!




A perfect party revolves around great food, good company, and an inviting ambience. One way to elevate the ambience of any event is with the right decor, and the Nifty Napkin Holder Plastic Canvas Pattern is here to help you do just

that! This easy-to-create, eye-catching napkin holder will surely impress your guests and make every party unforgettable.

The Beauty of Plastic Canvas Crafts

Plastic canvas crafting has gained popularity among DIY enthusiasts and crafters for its versatility and ease of use. With its cut-out grid pattern, plastic canvas allows crafters to create a variety of objects, ranging from functional items like coasters and tissue box covers to decorative items such as wall hangings and holiday ornaments.



Nifty Napkin Holder: Plastic Canvas Pattern

by Dancing Dolphin Patterns(Kindle Edition)

★★★★☆ 4.4 out of 5

Language : English

File size : 3960 KB

Screen Reader : Supported

Print length : 267 pages



What sets the Nifty Napkin Holder apart is not only its practicality but also its stunning design. Made with plastic canvas, this pattern gives you the flexibility to choose from a wide range of colors, giving your napkin holder a personalized touch that perfectly matches your party theme.

Why the Nifty Napkin Holder Plastic Canvas Pattern?

This napkin holder pattern stands out from the rest for several reasons:

1. Simple Yet Elegant Design

The Nifty Napkin Holder features a simple yet elegant design that adds a touch of sophistication to any table setting. Its sleek rectangular shape holds napkins in place while its open-top design allows for easy access. The pattern includes detailed instructions and a visual diagram to guide you through each step, making it suitable for both beginners and experienced crafters.

2. Versatile and Customizable

The beauty of this plastic canvas pattern is that it can be easily personalized to match any party theme or event. Whether it's a formal dinner, a casual backyard gathering, or a themed birthday party, you can choose the colors that best suit your occasion. With a little creativity, you can even add embellishments like beads, ribbons, or sequins to further enhance the napkin holder's appeal.

3. Durable and Reusable

Unlike disposable napkin holders, the Nifty Napkin Holder is reusable and built to withstand multiple uses. Crafted with durable plastic canvas, this napkin holder remains sturdy even after long hours of partying. Simply wipe it clean with a damp cloth, and it will be ready for your next event.

How to Create the Nifty Napkin Holder Plastic Canvas Pattern

Now that you're convinced of the absolute necessity of the Nifty Napkin Holder for your next gathering, it's time to learn how to make it:

Materials Needed:

- Plastic canvas sheet
- Plastic canvas needle
- Yarn or thread (in your chosen colors)


- Scissors

Instructions:

1. Start by cutting the plastic canvas sheet according to the pattern dimensions.
2. Thread your plastic canvas needle with your chosen yarn or thread.
3. Following the pattern instructions, stitch the canvas pieces together, using a tapestry needle and an overcast stitch.
4. Continue stitching until all the pieces are securely fastened.
5. Trim any excess thread or yarn and tuck in loose ends.

Voila! Your beautiful, customized Nifty Napkin Holder is now ready to adorn your table and charm your guests.

The Nifty Napkin Holder Plastic Canvas Pattern offers a fantastic opportunity to showcase your creativity and impress your guests with its stylish design. Whether you're hosting a special family dinner, a festive celebration, or a casual get-together, this napkin holder will definitely add that special touch that sets your event apart. With its ease of use and endless customizability, it's time to get crafting and create the perfect napkin holder for your next gathering!



Nifty Napkin Holder: Plastic Canvas Pattern

by Dancing Dolphin Patterns(Kindle Edition)

★★★★☆ 4.4 out of 5

Language : English

File size : 3960 KB

Screen Reader : Supported

Print length : 267 pages



This napkin holder is just adorable, the design features 2 cute geese. Stitch this plastic canvas pattern using 7 count plastic canvas mesh, and medium weight yarn.

Plastic canvas is a variation of needlepoint and other canvas work crafts, such as embroidery. Our patterns are designed to use acrylic or wool based yarns in medium or worsted weights. Because plastic canvas mesh is so rigid, it is perfect for creating 3-dimensional objects such as tissue box covers, small jewelry and trinket boxes, handbags, magnets, dolls, vases, napkin holders, wind chimes and many other types of both decorative and useful items. Dancing Dolphin Patterns have full instructions, and large full color charts.

Plastic canvas comes in different colors and with various size holes for different thicknesses of yarn. As with any textile canvas, the hole size is called count. For example, 10-count plastic canvas mesh has 10 holes per linear inch. The most common sizes are 5, 7, 10, and 14 count. It is sold most often in sheets; pre-cut shapes are available in circles, triangles and novelty shapes such as butterflies, hearts, and stars. Our patterns are designed using 7 count plastic canvas mesh.



The Ultimate Guide to New Addition Subtraction Games Flashcards For Ages 3-6

In this day and age, countless parents are searching for innovative and effective ways to help their young children develop essential math skills. It's no secret that...



The Ultimate Guide for the Aspiring Pianist: Unleash Your Inner Musical Prodigy with Downloadable Mp3s from Dover Classical Piano Music

Are you a beginner pianist feeling overwhelmed by the sheer amount of music available to you? Do you dream of tickling the ivories with the grace and skill of a concert...



Wow Robot Club Janice Gunstone - The Mastermind Behind the Magic

Robots have always fascinated us with their ability to perform tasks beyond human capabilities, seamlessly blend into our lives, and open up new...



Ideal For Catching Up At Home: CGP KS2 Geography

Are you looking for the perfect resource to catch up on your child's geography lessons at home? Look no further! CGP KS2 Geography is the ideal tool to help your child excel...




The Ultimate Pictorial Travel Guide To Vietnam: Explore the Hidden Beauty of this Enchanting Country

Discover the rich history, breathtaking landscapes, and vibrant culture of Vietnam through this captivating and comprehensive travel guide. ...



Unlocking the Secrets of Compact Stars: Exploring Equation of States with General Relativistic Initial Data

Compact stars have always been a topic of fascination for astronomers and physicists alike. These celestial objects, also known as neutron stars or white...



Unveiling the Hidden Gem: Google Places Goliath Valley Mulford

Are you tired of visiting the same old tourist attractions and craving something unique and off the beaten path? Look no further than Google Places Goliath Valley Mulford – a...



Essays Towards Theory Of Knowledge: Exploring the Depths of Understanding

Are you ready to delve into the fascinating realm of knowledge? Do you want to expand your understanding of various subjects and explore the depths of...

