


# Step-By-Step Directions For Gorgeous Jewelry Designs And How To Be Successful

Are you passionate about creating beautiful jewelry designs that captivate the eye and leave a lasting impression? If so, you've come to the right place! In this article, we'll provide you with step-by-step directions to help you create stunning jewelry pieces and guide you towards achieving success in the industry.

## Why Jewelry Designing?

Jewelry designing is an art form that allows you to express your creativity while also satisfying your love for adornments. Creating personalized jewelry pieces not only provides you with a chance to showcase your unique style, but it also offers a thriving business opportunity.

Before we dive into the step-by-step directions, let's discuss a few key factors that will contribute to your success in the jewelry designing field:



## JEWELRY MAKING BUSINESS: Step-by-Step Directions for Gorgeous Jewelry Designs and How to Be Successful in a Home-Based Jewelry Making Business

by Emma Belmont (Kindle Edition)

★★★★☆ 4.3 out of 5

Language	: English
File size	: 3321 KB
Text-to-Speech	: Enabled
Screen Reader	: Supported
Enhanced typesetting	: Enabled
Word Wise	: Enabled
Print length	: 25 pages
Lending	: Enabled
Paperback	: 96 pages
Item Weight	: 10.5 ounces

Dimensions : 6.5 x 0.5 x 9 inches



## **Passion and Determination:**

To succeed in any endeavor, one must possess a strong passion and determination. If you have an unwavering love for jewelry designing and a drive to excel, your journey towards success becomes inevitable.

## **Continuous Learning:**

Ensure that you stay updated with the latest trends and techniques in jewelry designing. Attend workshops, explore online resources, and connect with fellow designers to foster continuous growth and improvement.

## **Attention to Detail:**

Jewelry designing involves intricate work that demands meticulous attention to detail. Developing an eye for precision will set your designs apart, allowing you to create pieces that are breathtakingly exquisite.

## **Market Research:**

Before diving headfirst into the business, conduct thorough market research to identify your target audience, understand their preferences, and spot potential gaps in the market. This information will help you create jewelry that resonates with your customers and ensures a successful business venture.

## **Step-By-Step Directions For Gorgeous Jewelry Designs:**

### **Step 1: Gather Your Tools and Materials**

Having the right set of tools is crucial to ensure smooth and efficient jewelry designing. Some essential tools include pliers, cutters, tweezers, a variety of beads, wires, clasps, and findings. Invest in high-quality materials to ensure the longevity and durability of your creations.

## **Step 2: Plan Your Design**

Before you start working on your jewelry piece, it's essential to have a clear plan in mind. Consider the style, color scheme, and overall aesthetic you want to achieve. Sketch your design on paper or use computer-aided design (CAD) software for a more precise representation.

## **Step 3: Prepare Your Workspace**

Create a dedicated workspace that is well-lit and organized. Arrange your tools and materials in an easily accessible manner. A clutter-free and well-organized workspace will contribute to your overall efficiency and productivity.

## **Step 4: Start Stringing the Beads**

Begin by selecting the beads and gemstones you want to include in your design. String them together using a needle or a beading wire, considering the desired pattern and arrangement. Ensure that the beads are secure and tightly threaded.

## **Step 5: Add Embellishments and Findings**

Embellishments can add an extra touch of elegance to your jewelry piece. Incorporate findings like clasps, jump rings, and connectors to give your design a polished and professional finish.

## **Step 6: Test the Durability**

It's crucial to check the durability and structural integrity of your jewelry piece. Gently tug at the beads and findings to ensure they are securely attached. This

step guarantees that your creation won't fall apart after minimal use.

## **Step 7: Final Touches and Cleaning**

Give your jewelry piece a final inspection to make sure it meets your expectations. Use a jewelry cleaner and a soft cloth to remove any dust or fingerprints, ensuring a brilliant sparkle and shine.

## **How To Be Successful in the Jewelry Designing Industry:**

Now that you know how to create stunning jewelry designs, let's discuss how to set yourself up for success in the industry:

### **Build an Online Presence:**

Create a professional website or an online store to showcase your designs. Utilize social media platforms to reach a wider audience and engage with potential customers. Share high-quality images and videos of your creations to captivate your audience.

### **Create a Brand Identity:**

Develop a unique brand identity that reflects your personal style and resonates with your target audience. This will help create a distinct image for your jewelry designs and establish a loyal customer base.

### **Collaborate and Network:**

Forge partnerships and collaborations with other designers, influencers, and industry experts. Attend trade shows, exhibitions, and jewelry fairs to expand your network and gain exposure within the industry.

### **Listen to Customer Feedback:**


Pay close attention to customer feedback and incorporate it into your designs and business strategy. Customer satisfaction is key to building a successful jewelry designing business. Adapt and evolve your designs based on the needs and preferences of your customers.

## Stay Inspired:

Continuously seek inspiration from various sources like nature, art, and cultural influences. Experiment with new techniques and materials to keep your designs fresh, innovative, and in tune with the ever-changing market demands.

Jewelry designing is an art that requires a blend of creativity, skill, and business acumen. By following the step-by-step directions provided in this article, you're well on your way to creating breathtaking jewelry designs. Remember to combine your passion and determination with continuous learning, attention to detail, thorough market research, and a strong online presence. By doing so, you'll be ready to embark on a successful journey in the world of jewelry design.

So, grab your tools and materials, let your imagination run wild, and start creating stunning jewelry pieces that will leave everyone mesmerized!



## JEWELRY MAKING BUSINESS: Step-by-Step Directions for Gorgeous Jewelry Designs and How to Be Successful in a Home-Based Jewelry Making Business

by Emma Belmont(Kindle Edition)

★★★★☆ 4.3 out of 5

Language	: English
File size	: 3321 KB
Text-to-Speech	: Enabled
Screen Reader	: Supported
Enhanced typesetting	: Enabled
Word Wise	: Enabled
Print length	: 25 pages

Lending	: Enabled
Paperback	: 96 pages
Item Weight	: 10.5 ounces
Dimensions	: 6.5 x 0.5 x 9 inches



## JEWELRY MAKING BUSINESS - Step-by-Step Directions for Gorgeous Jewelry Designs and How to Be Successful in a Home-Based Jewelry Making Business

Start your own home-based handmade jewelry company!

If you're a jewelry designer or aspire to be one, you'll know that inspiration may strike at the most unexpected times. Because art is a large element of jewelry design, knowing a number of vital principles regarding beauty and symmetry is also necessary in making a memorable and lasting piece.

Many contemporary jewelers claim that designing jewelry originates from both the heart and the mind. This, along with the market you want to target and how you want people to buy your jewelry, are all critical factors to consider.

There are a few crucial things that any potential or working jewelry designer must consider in order to create a lasting and impressionable jewelry design.

- The First Steps in Starting a Jewelry Business
- Trends in jewelry
- Getting ideas for jewelry design
- How to produce jewelry in the production stage
- How to set up your jewelry studio or work environment


- Jewelry product photography for jewelry brands
- Marketing strategies and lots more

Grab a copy for yourself by click the BUY NOW Button at top of the page



## **The Ultimate Guide to New Addition Subtraction Games Flashcards For Ages 3-6**

In this day and age, countless parents are searching for innovative and effective ways to help their young children develop essential math skills. It's no secret that...



## **The Ultimate Guide for the Aspiring Pianist: Unleash Your Inner Musical Prodigy with Downloadable Mp3s from Dover Classical Piano Music**

Are you a beginner pianist feeling overwhelmed by the sheer amount of music available to you? Do you dream of tickling the ivories with the grace and skill of a concert...



## **Wow Robot Club Janice Gunstone - The Mastermind Behind the Magic**

Robots have always fascinated us with their ability to perform tasks beyond human capabilities, seamlessly blend into our lives, and open up new...



## Ideal For Catching Up At Home: CGP KS2 Geography

Are you looking for the perfect resource to catch up on your child's geography lessons at home? Look no further! CGP KS2 Geography is the ideal tool to help your child excel...




## The Ultimate Pictorial Travel Guide To Vietnam: Explore the Hidden Beauty of this Enchanting Country

Discover the rich history, breathtaking landscapes, and vibrant culture of Vietnam through this captivating and comprehensive travel guide. ...



## Unlocking the Secrets of Compact Stars: Exploring Equation of States with General Relativistic Initial Data

Compact stars have always been a topic of fascination for astronomers and physicists alike. These celestial objects, also known as neutron stars or white...



## Unveiling the Hidden Gem: Google Places Goliath Valley Mulford

Are you tired of visiting the same old tourist attractions and craving something unique and off the beaten path? Look no further than Google Places Goliath Valley Mulford – a...





## Essays Towards Theory Of Knowledge: Exploring the Depths of Understanding

Are you ready to delve into the fascinating realm of knowledge? Do you want to expand your understanding of various subjects and explore the depths of...