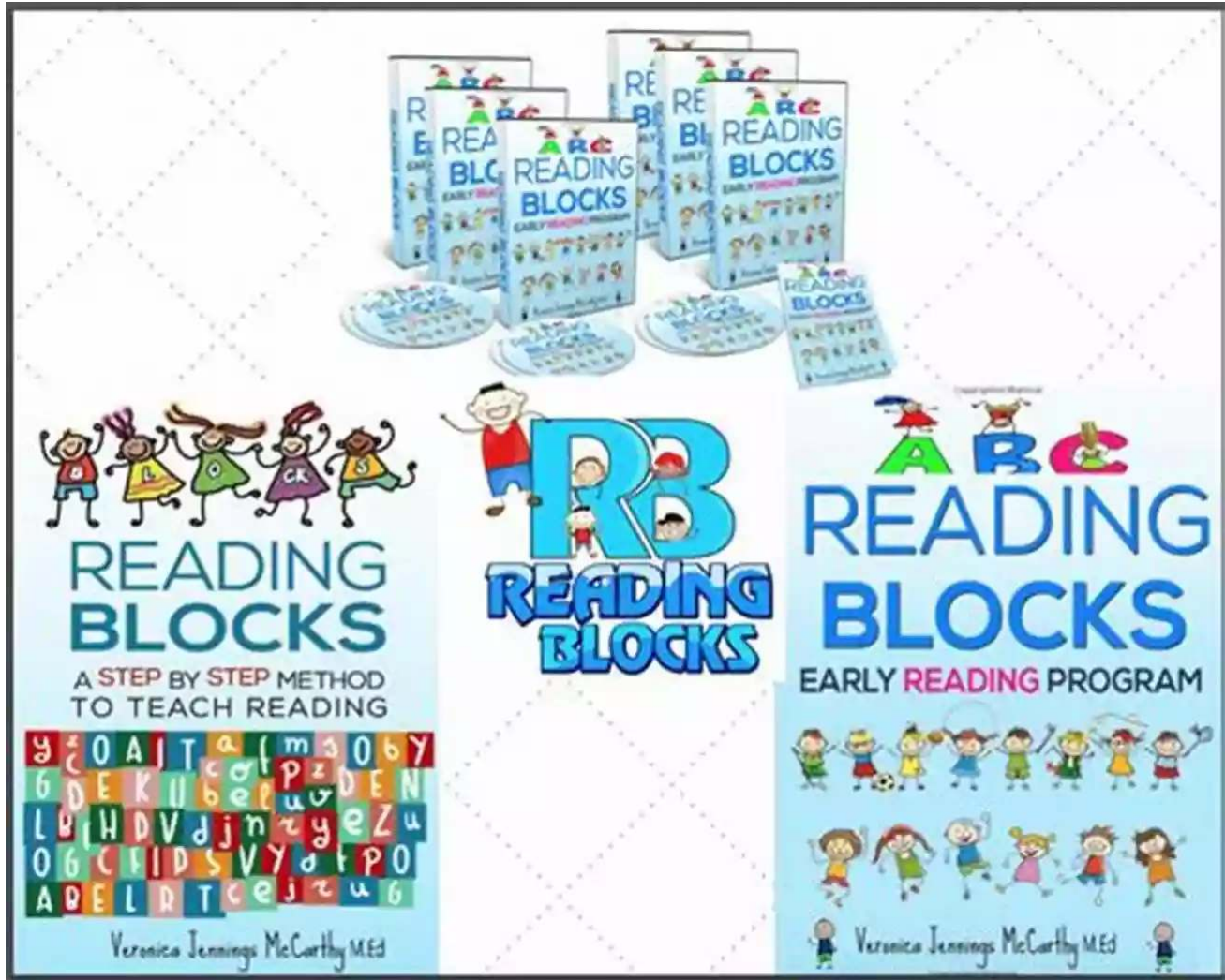



Step By Step Method to Teach Reading I Reading Block Series



Teaching reading is a crucial skill that lays the foundation for a lifetime of learning. As educators, it is our responsibility to equip our students with the necessary tools to become confident readers. In this article, we will explore a step-by-step method to teach reading effectively, part of our Reading Block Series.

The Importance of a Structured Approach

Before delving into the method itself, it is essential to understand why a structured approach is crucial when teaching reading. A structured approach provides a clear roadmap for both the teacher and the students, ensuring that all necessary skills and concepts are covered.



Reading Blocks: Block 1: A Step By Step Method to Teach Reading (Reading Block Series)

by Shannon Sullivan(Kindle Edition)

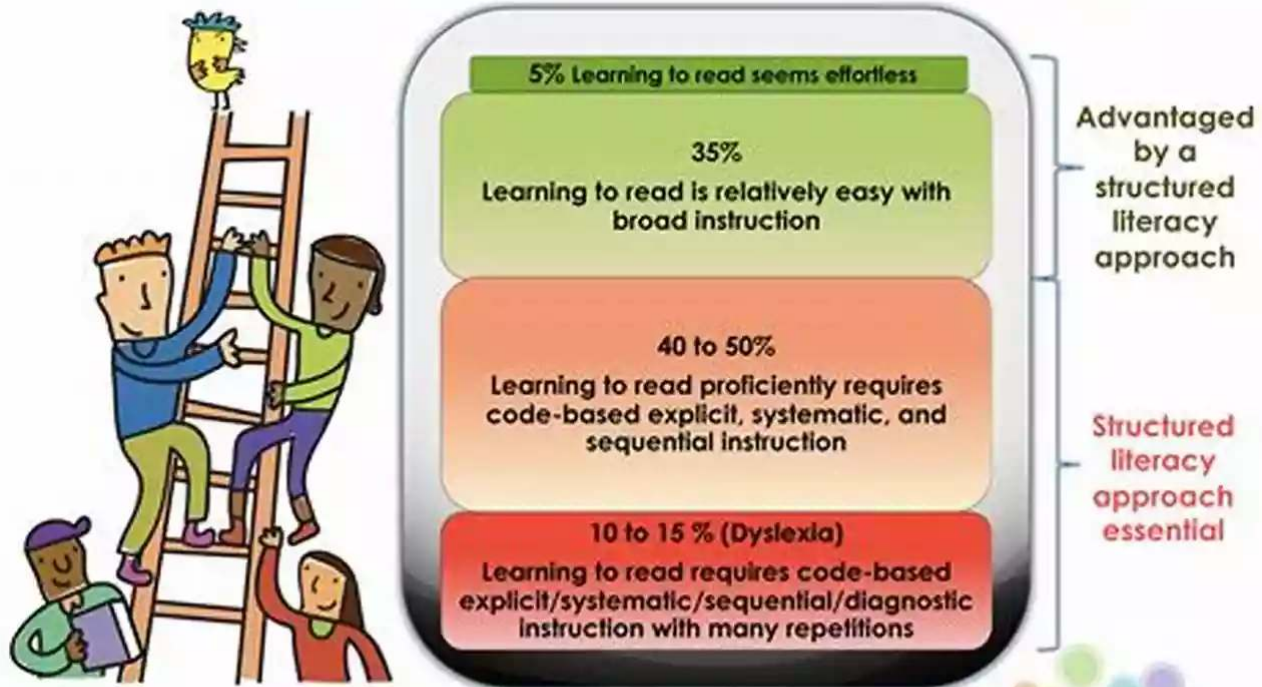
★★★★★ 5 out of 5

Language : English
File size : 1393 KB
Text-to-Speech : Enabled
Screen Reader : Supported
Enhanced typesetting : Enabled
Word Wise : Enabled
Print length : 55 pages
Lending : Enabled



By following a step-by-step method, students can build upon their knowledge incrementally, ultimately leading to improved reading comprehension and fluency. Furthermore, a structured approach allows for targeted instruction, ensuring that students receive personalized support where needed.

The Ladder of Reading



© N. Young, 2012 (Updated 2020)

Artwork by Dean Stanton

(Lyon, 1998; NRP, 2000; IDA, 2015; Hempenstall, 2016)

www.nancyyoung.ca

Nancy Young
B.A., M.Ed.
Reading
Spelling
Writing

The Step-by-Step Method

Now let's dive into the step-by-step method to teach reading:

Step 1: Phonemic Awareness

Phonemic awareness is the ability to hear, identify, and manipulate individual sounds in spoken words. This step is crucial as it helps students develop a strong foundation in decoding and reading fluency.

Activities that promote phonemic awareness include rhyming games, sound blending exercises, and segmenting words into individual sounds. By focusing on

these skills, students learn to recognize the sounds that make up words, leading to improved reading abilities.

Step 2: Phonics Instruction

Once students have developed a solid foundation in phonemic awareness, it is time to introduce phonics instruction. Phonics is the connection between letters and sounds, and it enables students to apply their knowledge of letter-sound relationships when reading.

During this step, students learn about letter-sound correspondences, consonant blends, vowel patterns, and other essential phonics rules. Engaging activities such as word hunts, word building, and word sorts help reinforce these concepts, allowing students to become proficient readers.

Step 3: Vocabulary Building

A broad vocabulary is key to understanding what is being read. In this step, students learn new words and their meanings, helping them expand their knowledge and comprehension. Vocabulary-building activities include word walls, context clue exercises, and using a variety of reading materials rich in language.

Step 4: Comprehension Strategies

Reading comprehension refers to the ability to understand what is being read. This step focuses on teaching students various comprehension strategies such as summarizing, making predictions, and asking questions while reading.

By providing explicit instruction on these strategies and allowing students to practice them, educators can help students become active readers who think critically and engage with the text.

Step 5: Fluency Development

Fluency is the ability to read with accuracy, speed, and expression. This step aims to develop students' reading fluency through repeated reading exercises, guided reading sessions, and modeling fluent reading.

By focusing on building fluency, students can read with greater ease and naturalness, ultimately enhancing their overall reading experience.

Step 6: Independent Reading

Once students have mastered the previous steps, it is vital to provide opportunities for independent reading. Independent reading allows students to apply their newfound skills and explore various genres and topics of interest.

By regularly engaging in independent reading, students become confident, lifelong readers who continue to develop their reading abilities throughout their educational journey.

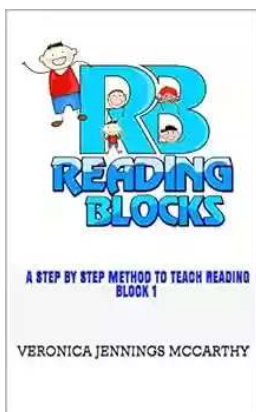
Sample Literacy Schedule for K-2

Block	Skills	Sample Activities	Where to schedule
Sound Manipulation - 10 minutes or less	Phonological awareness	All oral syllable blending, segmenting, deletion, substitution; Phoneme blending, segmenting, deletion, substitution	Can be done during transitions in small chunks throughout the day, warm up activity
Phonics - about 30 minutes in total	Decoding, encoding, phonological awareness, high frequency words, handwriting, vocabulary	Heart word lesson, teacher led phonics lesson, review, dictation, word work activities, word/picture sorts, writing & building words, blending & decoding words, spelling lesson, sound wall review, phonogram drills	Whole class, small group, or independent activity, warm up for the day
Shared/Close Reading - 10-15 minutes	Fluency, print skills, comprehension, vocabulary, decoding, encoding	Teacher led reading of a challenging text modeling decoding, fluency, & comprehension	Whole class or small group
Read-Aloud & Vocabulary - 10-15 minutes	Comprehension, fluency, vocabulary	Read aloud a book modeling fluency & comprehension, quick vocabulary lesson	Whole class, can be done during snack time or other transition
Writing & Grammar - 45 minutes	Encoding, fine motor skills, grammar, syntax, punctuation, print skills	Teacher led lessons, writing prompts, grammar work, handwriting practice, graphic organizers	Whole class, small group, or independent activity
Independent Reading - up to 10 minutes	Phonics, fluency, comprehension	Students re-read texts you have worked on or students choose a decodable text to read independently	Independently, can be scheduled as an independent activity during small groups
Small Groups - 30-45 minutes	Can focus on all areas	Reading, vocab, and phonics lessons	Work with small group of students while other students work independently

Teaching reading requires a structured approach that nurtures the development of various skills and strategies. The step-by-step method discussed in this article provides a comprehensive framework for educators to guide their students towards becoming proficient readers.

By focusing on phonemic awareness, phonics instruction, vocabulary building, comprehension strategies, fluency development, and independent reading, educators can empower their students to unlock the wonders of the written word.

Implementing this method within the classroom setting ensures that all students receive the necessary support and guidance they need to succeed in their reading journey. Start employing this step-by-step method today and witness the transformative power of effective reading instruction!



Reading Blocks: Block 1: A Step By Step Method to Teach Reading (Reading Block Series)

by Shannon Sullivan(Kindle Edition)

★★★★★ 5 out of 5

Language	: English
File size	: 1393 KB
Text-to-Speech	: Enabled
Screen Reader	: Supported
Enhanced typesetting	: Enabled
Word Wise	: Enabled
Print length	: 55 pages
Lending	: Enabled



The Reading Blocks Program breaks the whole process of learning to read into 32 individual blocks. Each block has new material but also reviews previous

material to ensure more effective learning.

There are MANY Unique Components of Reading Blocks. Including:

A Simple and Effective reading program that works!

The program includes all materials, lessons, games, activities, mini decodable readers and more!

A complete step by step, multisensory, phonics based, reading program, which can be customized for any age learner and any learning difference.

An original “Wall of Knowledge” scope and sequence which allows the instructor and learner to “see”, and understand exactly where they are on the path of learning to read, as well as exactly where they are going.

Fun activities and unique reading material for each reading block that is perfectly matched to the skills being learned at that level. This takes all the guess work out of finding appropriate material to use for practicing new reading skills.

An easy to follow format which does not require months of training and a huge financial commitment.

An exclusive method that can be used by Teachers, Parents, Tutors and Reading Specialists alike; no training or background is necessary.

A multisensory program that is based on Orton-Gillingham methodology.

An easy, fast, and effective assessment which is crucial for designing a customized reading plan for each unique learner.

The ability to begin the program at a level appropriate to each learners’ needs, based on the assessment. This component saves time and minimizes boredom.

This program can be used in Kindergarten to Grade 3 when learning to read and in higher grades when there are gaps in a person’s reading skills. Reading Blocks can also be used with adults struggling to read even though the content is for younger ages.

1000 Fry Sight Words are Included and integrated into the program.

Each block only contains skills which were taught and practiced in a previous Block. Since sight words do not always follow phonics rules but are necessary for fluent reading, they are included in each block. The sight words were chosen according to the skills being taught in that block as well as frequency of use.

Controlled Text - to ensure your success.

As a Reading Specialist, it was always frustrating using a reading program that included so many words that were too advanced for the level of the reader and never strategically taught. The reader would become frustrated and self-esteem would plummet. This program uses very controlled text and every skill is taught first and then reviewed periodically throughout the program. This ensures a high level of success for the reader and you.

Designed For Anyone to Use – No Training Needed!

Reading Blocks was designed to be an inexpensive resource for anyone to be able to use to teach anyone how to read.

The Reading Blocks program can be used effectively with individuals who have: Autism, Dyslexia, Central Auditory Processing Disorder, ADD, ADHD, Downs Syndrome, and other learning challenges.

The Reading Blocks program combines literacy research and brain research with common, inexpensive office supplies and explicit instructions to form a unique and powerful reading program for Everyone!

The Reading Blocks program can be purchased several ways: You can purchase the whole program in the book Reading Blocks: A Step By Step Method to Teach

Reading. This is available in books or on the website ReadingBlocks.com. You can also purchase groups of 6 blocks or individual blocks on Kindle and in books. There is also a digital download available on the Reading Blocks website.


Make your life easier and use a program that works! Make your child's life better and teach him or her how to read which will guarantee an increase in success and happiness now and later in life.

DON'T DELAY - ORDER YOUR COPY TODAY!




The Ultimate Guide to New Addition Subtraction Games Flashcards For Ages 3-6

In this day and age, countless parents are searching for innovative and effective ways to help their young children develop essential math skills. It's no secret that...




The Ultimate Guide for the Aspiring Pianist: Unleash Your Inner Musical Prodigy with Downloadable Mp3s from Dover Classical Piano Music

Are you a beginner pianist feeling overwhelmed by the sheer amount of music available to you? Do you dream of tickling the ivories with the grace and skill of a concert...




Wow Robot Club Janice Gunstone - The Mastermind Behind the Magic

Robots have always fascinated us with their ability to perform tasks beyond human capabilities, seamlessly blend into our lives, and open up new...



Ideal For Catching Up At Home: CGP KS2 Geography

Are you looking for the perfect resource to catch up on your child's geography lessons at home? Look no further! CGP KS2 Geography is the ideal tool to help your child excel...




The Ultimate Pictorial Travel Guide To Vietnam: Explore the Hidden Beauty of this Enchanting Country

Discover the rich history, breathtaking landscapes, and vibrant culture of Vietnam through this captivating and comprehensive travel guide. ...



Unlocking the Secrets of Compact Stars: Exploring Equation of States with General Relativistic Initial Data

Compact stars have always been a topic of fascination for astronomers and physicists alike. These celestial objects, also known as neutron stars or white...



Unveiling the Hidden Gem: Google Places Goliath Valley Mulford

Are you tired of visiting the same old tourist attractions and craving something unique and off the beaten path? Look no further than Google Places Goliath Valley Mulford – a...



Essays Towards Theory Of Knowledge: Exploring the Depths of Understanding

Are you ready to delve into the fascinating realm of knowledge? Do you want to expand your understanding of various subjects and explore the depths of...