

# Racing Pigeon Loft Construction Plans: Your Guide to Building the Perfect Pigeon Aviary

Are you passionate about racing pigeons and looking to construct a top-notch loft for your feathered friends? Look no further! In this comprehensive guide, we will explore the essential components and construction plans for a racing pigeon loft, also known as a pigeon aviary. Whether you're a beginner or an experienced enthusiast, this article will provide you with the knowledge and inspiration to create a comfortable and efficient home for your racing pigeons.

## Why Racing Pigeon Lofts Matter

Racing pigeons require a well-designed loft to thrive and perform at their best. A dedicated and well-constructed loft not only ensures the safety and well-being of your pigeons but also contributes to their training and racing success. By providing a suitable environment, you can enhance their natural abilities, promote their health, and achieve optimal racing performance.



## Racing Pigeon Loft Construction Plans: Pigeon

**Avairy** by David Conway(Kindle Edition)

★★★★☆ 4.8 out of 5

Language : English  
File size : 3644 KB  
Text-to-Speech : Enabled  
Screen Reader : Supported  
Enhanced typesetting : Enabled  
Word Wise : Enabled  
Print length : 87 pages  
Lending : Enabled



## **Planning Your Racing Pigeon Loft Construction**

Before diving into the construction process, it's important to have a solid plan in place. Take the time to consider the following factors to ensure your loft meets the specific needs of your racing pigeons:

- **Location:** Find a suitable location that provides good ventilation, protection from predators, and access to sunlight.
- **Size:** Plan the size of your loft based on the number of pigeons you intend to house. Each pigeon should have at least 2 square feet of space.
- **Layout:** Create a layout that facilitates easy access for feeding, cleaning, and training your pigeons.
- **Materials:** Choose high-quality and durable materials that can withstand the elements and protect your pigeons from harsh weather conditions.
- **Ventilation:** Ensure proper ventilation to prevent the accumulation of moisture, which can lead to respiratory problems.
- **Security:** Implement safeguards to deter predators and protect your pigeons from theft.
- **Nesting Areas:** Design comfortable nesting areas that allow for privacy and promote breeding.
- **Lighting:** Install appropriate lighting to establish a consistent day-night cycle, essential for racing pigeon performance.

## **Construction of Your Racing Pigeon Loft**

Now that you have a thorough understanding of the planning process, let's delve into the construction phase. Below, we outline the step-by-step guidelines to build a racing pigeon loft:


## Step 1: Building the Foundation

Start by constructing a solid foundation for your loft. Ensure it is level and strong enough to support the weight of the structure. If necessary, consult a professional for assistance with the foundation construction.



## Step 2: Framing the Structure

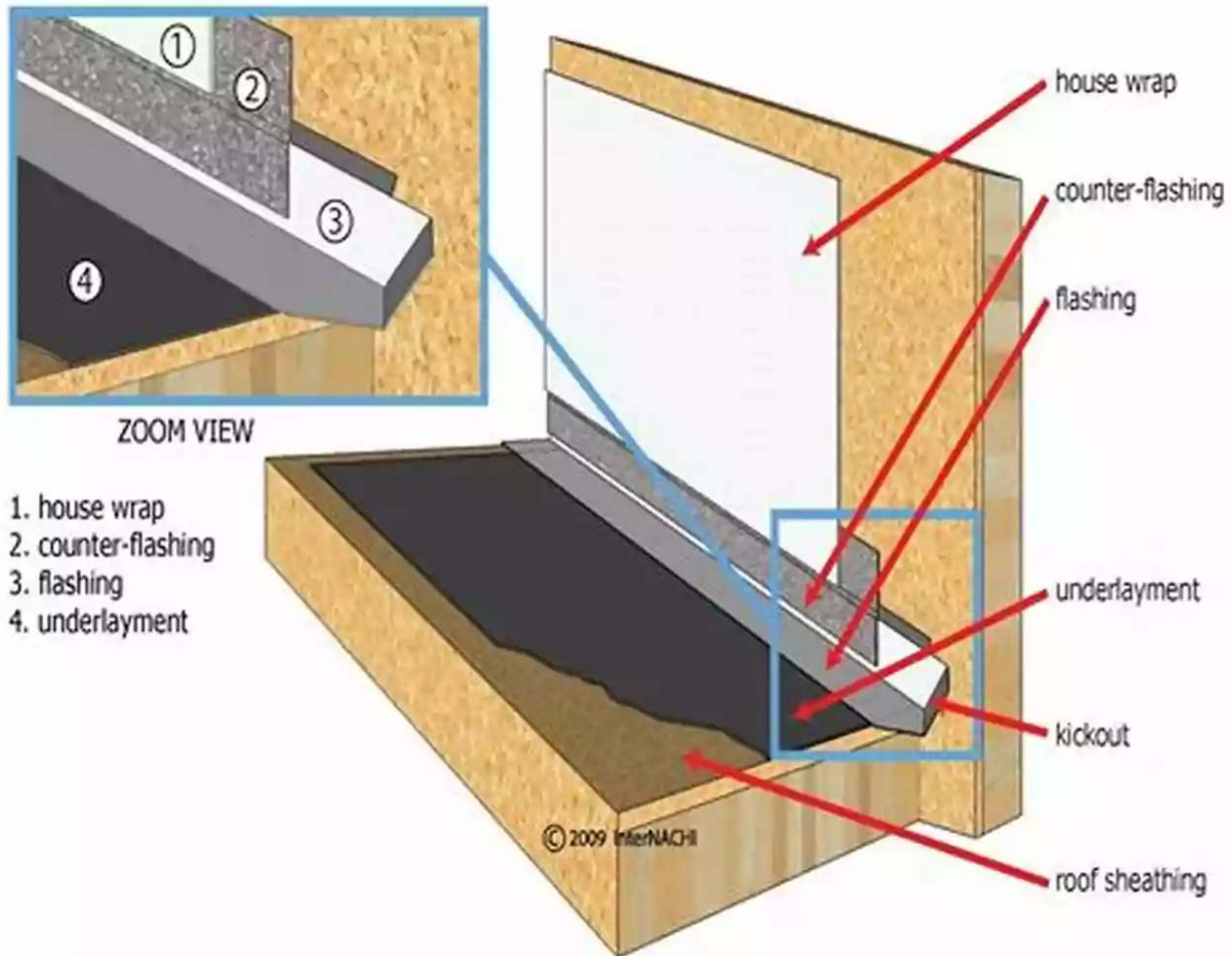
Once the foundation is in place, proceed to frame the structure. Use treated lumber or metal beams to create the frame, ensuring stability and durability. Consider incorporating a pitched roof to allow for proper rainwater drainage.



### **Step 3: Installing Walls and Roof**

Attach weather-resistant plywood or metal sheets to create the walls and roof. Ensure a tight fit to protect your pigeons from wind, rain, and extreme temperatures. Install vents and windows for ventilation and natural light.

## Sidewall Flashing Condition



### Step 4: Adding Perches and Nesting Areas

Install perches and nesting boxes inside your loft. Provide enough perches to accommodate all your pigeons comfortably and ensure there is ample space for nesting boxes to promote breeding.



### **Step 5: Insulation and Flooring**

Insulate the loft to regulate temperature and protect your pigeons from extreme heat or cold. Use appropriate insulation material and ensure it is properly sealed to maintain a comfortable environment. Lay a suitable flooring material that is easy to clean and maintain.

### **Step 6: Finishing Touches**

Once the main construction is complete, pay attention to details such as painting, additional security measures, and installing a functional loft door. Add your personal touch to make the loft aesthetically pleasing and create a serene atmosphere for your racing pigeons.



## **Final Tips for Successful Racing Pigeon Loft Construction**

Building a racing pigeon loft requires careful planning and attention to detail. To ensure success, keep the following tips in mind:

- **Regular Maintenance:** Regularly clean and disinfect your loft to prevent the spread of diseases.
- **Safe Environment:** Remove any hazardous materials or substances that could harm your pigeons.
- **Racing Pigeon Nutrition:** Provide a well-balanced and nutritious diet for optimal health and performance.



- Training Area: Create a designated training area near the loft to facilitate exercise and conditioning.

By following these guidelines and putting in the necessary effort, you will be well on your way to constructing a racing pigeon loft that caters to the needs of your pigeons while enhancing their racing potential. Enjoy the journey and the rewarding experience of racing your pigeons to victory!



## Racing Pigeon Loft Construction Plans: Pigeon

**Avairy** by David Conway (Kindle Edition)

★★★★☆ 4.8 out of 5

Language : English  
File size : 3644 KB  
Text-to-Speech : Enabled  
Screen Reader : Supported  
Enhanced typesetting : Enabled  
Word Wise : Enabled  
Print length : 87 pages  
Lending : Enabled



Build the Super Loft of Your Dreams! no matter what your experience level is. The loft is one of the most important elements to a successful racing team. It's where all the planning, strategizing, training and conditioning is done and is one of the main motivational factors that pigeons use to fly home at lightening speed. In this book we are giving you the full step-by-step blueprints including materials checklist to the most versatile, space saving and inexpensive lofts ever designed. It's literally the ONLY loft design you will ever need because it can be used for any application whether you are looking to build a small loft to fit in an urban environment or you are looking to build a massive loft for a one loft race and


anything in-between. Whatever you can imagine this loft design can be easily adapted to create. Included in this book is VITAL Loft Management Tips Aswell, These are the Exact Tips used by Champion Fanciers All Around the World. If You Want to get your birds flying at peak levels? Then the loft is where you must start. The loft is the foundation of pigeon racing and is one of the most important parts to any winning fancier's success. The loft is a major factor when building strong motivation in your birds, get this part wrong and you could be jeopardizing your results from the start.

And Important Racing Pigeon Buying Tips to help you find the best pigeon's possible and better understand what to look for when buying stock for your loft. The goal here is to help you get started and fill your loft with the best possible bird's you can while staying within your budget. What To Look for, and What To Avoid in Lofts and at Auctions and So On. Critical Info Provided for in This Section!




## **The Ultimate Guide to New Addition Subtraction Games Flashcards For Ages 3-6**

In this day and age, countless parents are searching for innovative and effective ways to help their young children develop essential math skills. It's no secret that...




## **The Ultimate Guide for the Aspiring Pianist: Unleash Your Inner Musical Prodigy with Downloadable Mp3s from Dover Classical Piano Music**

Are you a beginner pianist feeling overwhelmed by the sheer amount of music available to you? Do you dream of tickling the ivories with the grace and skill of a concert...




## Wow Robot Club Janice Gunstone - The Mastermind Behind the Magic

Robots have always fascinated us with their ability to perform tasks beyond human capabilities, seamlessly blend into our lives, and open up new...



## Ideal For Catching Up At Home: CGP KS2 Geography

Are you looking for the perfect resource to catch up on your child's geography lessons at home? Look no further! CGP KS2 Geography is the ideal tool to help your child excel...




## The Ultimate Pictorial Travel Guide To Vietnam: Explore the Hidden Beauty of this Enchanting Country

Discover the rich history, breathtaking landscapes, and vibrant culture of Vietnam through this captivating and comprehensive travel guide. ...



## Unlocking the Secrets of Compact Stars: Exploring Equation of States with General Relativistic Initial Data

Compact stars have always been a topic of fascination for astronomers and physicists alike. These celestial objects, also known as neutron stars or white...



## Unveiling the Hidden Gem: Google Places Goliath Valley Mulford

Are you tired of visiting the same old tourist attractions and craving something unique and off the beaten path? Look no further than Google Places Goliath Valley Mulford – a...



## Essays Towards Theory Of Knowledge: Exploring the Depths of Understanding

Are you ready to delve into the fascinating realm of knowledge? Do you want to expand your understanding of various subjects and explore the depths of...