


Praying Hands Cross Stitch Pattern - A Beautiful Creation



Cross-stitching is an art form that has been enjoyed for centuries. Its intricate designs and soothing process make it a favorite hobby for many. If you are looking for a unique and meaningful cross-stitch project, the Praying Hands Cross Stitch Pattern is an excellent choice.

Unveiling the Beauty of Praying Hands Cross Stitch Pattern

This stunning pattern depicts a pair of hands delicately clasped together in prayer. It brings a sense of tranquility and spirituality to any space it inhabits. Whether you choose to frame it and hang it on the wall or create a decorative pillow, this pattern is sure to become a cherished piece within your home.



Praying Hands Cross Stitch Pattern

by Mother Bee Designs(Kindle Edition)

★★★★★ 5 out of 5

Language : English

File size : 2981 KB

Text-to-Speech : Enabled

Screen Reader : Supported

Enhanced typesetting : Enabled

Print length : 8 pages

Lending : Enabled



The Praying Hands Cross Stitch Pattern is designed using a combination of colors and stitches that result in a highly detailed and visually appealing finished product. The pattern usually consists of various shades of brown, along with white and black. The contrast between these colors adds depth and dimension to the artwork.

Creating a Work of Art

To bring this pattern to life, you will need some basic cross-stitch supplies such as an embroidery hoop, fabric, needles, and embroidery floss. Once you have gathered all the necessary materials, follow these steps to create your masterpiece:

1. Start by securing your fabric in the embroidery hoop to keep it taut and prevent wrinkles.
2. Refer to the pattern chart and identify the colors needed for each section of the design.
3. Thread your needle with the appropriate color of embroidery floss and begin stitching.
4. Follow the pattern, stitching one color at a time and completing each section before moving on to the next.
5. Continue this process until the entire design is stitched.
6. Once you are finished, remove the fabric from the hoop and carefully trim any excess threads.

Remember, cross-stitching is a leisurely activity, so take your time and enjoy the process. It provides a wonderful opportunity to unwind and let your creativity flourish.

Why Choose the Praying Hands Cross Stitch Pattern?

There are numerous reasons why this pattern is highly recommended for cross-stitch enthusiasts:

- **Meaningful Symbolism:** The praying hands are a universal symbol of faith and spirituality. By stitching this pattern, you can embody these values and create a piece that carries deep significance.
- **Artistic Challenge:** The intricacy of the design presents a delightful challenge for experienced stitchers who enjoy complex patterns.

- **Easy to Follow:** The pattern chart is clear and easy to follow, making it accessible for both beginners and seasoned stitchers.
- **Impressive end result:** The final product is undeniably stunning. The attention to detail and realistic depiction of the hands make it an admirable addition to any collection of cross-stitched art.

Embark on a Cross-Stitching Journey

Whether you are a seasoned cross-stitcher or just starting your journey into this captivating hobby, the Praying Hands Cross Stitch Pattern is an excellent choice. Its beauty, significance, and challenging yet rewarding nature make it a project that will bring you joy and fulfillment.

So, gather your supplies, find a cozy spot, and embark on a cross-stitching adventure. Let the Praying Hands Cross Stitch Pattern guide your hands to create a beautiful piece of art that will be cherished for years to come.

Alt attribute: A close-up image of the stunning Praying Hands Cross Stitch Pattern, showcasing its beauty and intricate details.



Praying Hands Cross Stitch Pattern

by Mother Bee Designs(Kindle Edition)

★★★★★ 5 out of 5

Language : English
File size : 2981 KB
Text-to-Speech : Enabled
Screen Reader : Supported
Enhanced typesetting : Enabled
Print length : 8 pages
Lending : Enabled



Praying Hands Cross Stitch Pattern


Size on 14 count roughly 8" X 8"

Includes Cross Stitch Tips




The Ultimate Guide to New Addition Subtraction Games Flashcards For Ages 3-6

In this day and age, countless parents are searching for innovative and effective ways to help their young children develop essential math skills. It's no secret that...



The Ultimate Guide for the Aspiring Pianist: Unleash Your Inner Musical Prodigy with Downloadable Mp3s from Dover Classical Piano Music

Are you a beginner pianist feeling overwhelmed by the sheer amount of music available to you? Do you dream of tickling the ivories with the grace and skill of a concert...



Wow Robot Club Janice Gunstone - The Mastermind Behind the Magic

Robots have always fascinated us with their ability to perform tasks beyond human capabilities, seamlessly blend into our lives, and open up new...



Ideal For Catching Up At Home: CGP KS2 Geography

Are you looking for the perfect resource to catch up on your child's geography lessons at home? Look no further! CGP KS2 Geography is the ideal tool to help your child excel...



The Ultimate Pictorial Travel Guide To Vietnam: Explore the Hidden Beauty of this Enchanting Country

Discover the rich history, breathtaking landscapes, and vibrant culture of Vietnam through this captivating and comprehensive travel guide. ...



Unlocking the Secrets of Compact Stars: Exploring Equation of States with General Relativistic Initial Data

Compact stars have always been a topic of fascination for astronomers and physicists alike. These celestial objects, also known as neutron stars or white...



Unveiling the Hidden Gem: Google Places Goliath Valley Mulford

Are you tired of visiting the same old tourist attractions and craving something unique and off the beaten path? Look no further than Google Places Goliath Valley Mulford – a...



Essays Towards Theory Of Knowledge: Exploring the Depths of Understanding

Are you ready to delve into the fascinating realm of knowledge? Do you want to expand your understanding of various subjects and explore the depths of...