

Needle Felting DIY Tutorials Templates - Learn the Art of Creating Unique Wool Sculptures!

Do you have a creative side that is itching to be let out? Are you looking for a new craft that allows you to create unique and adorable wool sculptures? Then needle felting is the perfect hobby for you! With its versatile nature and endless possibilities, needle felting offers a creative outlet that can be enjoyed by everyone, regardless of age or skill level.

What is Needle Felting?

Needle felting is a technique that involves using a special barbed needle to repeatedly jab and sculpt loose wool fibers into various shapes. The barbs on the needle catch and tangle the fibers together, creating a solid piece of felted wool. This unique method allows you to create three-dimensional sculptures, ornaments, and even functional items like bags or coasters.

Getting Started with Needle Felting

If you're new to needle felting, don't worry! It's easy to get started with just a few basic supplies. Here's what you'll need:



Needle-Felting DIY Tutorials & Templates: Everything You Need to Start Needle Felting

by Rod Ker(Kindle Edition)

★★★★★ 5 out of 5

Language : English

File size : 23214 KB

Text-to-Speech : Enabled

Screen Reader : Supported

Enhanced typesetting : Enabled

Print length : 61 pages



- A felting needle: These specialized needles have tiny barbs along the shaft, allowing them to catch and entangle the wool fibers.
- Wool roving: This is the raw material that you'll be sculpting with. It comes in a variety of colors, so you can create vibrant and lifelike sculptures.
- A foam pad: This serves as a work surface and helps protect your needle.
- Optional extras: Embroidery thread, glass eyes, and other decorative elements can be added to enhance your creations.

Once you have your supplies ready, it's time to start felting! Begin by shaping your wool roving into a basic form, such as a ball or a cylinder. Hold the shape firmly and start jabbing it with your felting needle. The barbs on the needle will cause the wool fibers to intertwine, gradually turning your loose fibers into a solid sculpture.

Needle Felting DIY Tutorials Templates

As you progress in your needle felting journey, you'll likely want to explore more complex designs and patterns. Fortunately, there are plenty of DIY tutorials and templates available that can help you expand your skills and create stunning pieces.

Here are some popular needle felting templates and tutorials that you can try:

1. Adorable Animal Sculptures

Animal sculptures are a favorite among needle felters. You can find templates and step-by-step instructions for creating cute and realistic animals like foxes, cats, dogs, or even hedgehogs. These templates provide the foundation for your sculpture, guiding you through the shaping and detailing process.

2. Fantasy Creatures

If you have a love for mythical creatures, you can find templates for creating fantastic beings like dragons, unicorns, and fairies. These whimsical creations allow you to let your imagination run wild and create truly unique sculptures.

3. Seasonal Decorations

With needle felting, you can create charming decorations for any season or holiday. Whether it's a cute Easter bunny, a spooky Halloween ghost, or a jolly Santa Claus, there are templates available for every occasion. These projects are not only fun to make but also perfect for adding a touch of handmade warmth to your home.

4. Wearable Art

Take your needle felting skills to the next level by exploring wearable art. From brooches and pendants to earrings and hair accessories, the possibilities are endless. You can find templates for creating unique and eye-catching accessories that will make a statement wherever you go.

Benefits of Needle Felting

Needle felting offers numerous benefits beyond just creating beautiful sculptures. Here are a few reasons why you should give it a try:

1. Stress Relief

Engaging in a creative activity like needle felting can help reduce stress and promote relaxation. The repetitive motion of poking the wool with the needle can be therapeutic and provide a sense of calm.

2. Mindfulness

Needle felting requires focus and concentration, which can help you achieve a state of mindfulness. As you shape and sculpt the wool, you become fully immersed in the present moment, leaving no room for worrying or overthinking.

3. Sense of Achievement

Completing a needle felting project gives you a great sense of accomplishment. Seeing your creation come to life and holding it in your hands can be incredibly rewarding, boosting your self-esteem and confidence.

4. Creative Exploration

With needle felting, you can let your imagination roam free and explore your creativity. Experiment with different colors, shapes, and techniques to create one-of-a-kind masterpieces that reflect your unique style and personality.

Needle felting is an enjoyable and versatile craft that allows you to unleash your creativity and create stunning wool sculptures. With the help of DIY tutorials and templates, you can learn various techniques and expand your skills, transforming loose wool fibers into adorable animals, fantasy creatures, seasonal decorations, and wearable art.

So, grab your felting needle and wool roving, and start exploring the world of needle felting today!



Needle-Felting DIY Tutorials & Templates: Everything You Need to Start Needle Felting

by Rod Ker (Kindle Edition)

★★★★★ 5 out of 5

Language : English
File size : 23214 KB
Text-to-Speech : Enabled
Screen Reader : Supported
Enhanced typesetting : Enabled
Print length : 61 pages
Lending : Enabled



Needle Felting is a craft that involves repeatedly stabbing a needle into a piece of wool so as to stiffen and shape it into the desired form.

Start and finish your first needle felting project in one day! This book will teach you everything you need to know about needle felting with cute projects.

Here's What To Expect...

- Big Felt Button
- Needle Felted Rainbow Pillow
- Felted Macaron Garland

And more!!!

Order now and hope you enjoy!



The Ultimate Guide to New Addition Subtraction Games Flashcards For Ages 3-6

In this day and age, countless parents are searching for innovative and effective ways to help their young children develop essential math skills. It's no secret that...



The Ultimate Guide for the Aspiring Pianist: Unleash Your Inner Musical Prodigy with Downloadable Mp3s from Dover Classical Piano Music

Are you a beginner pianist feeling overwhelmed by the sheer amount of music available to you? Do you dream of tickling the ivories with the grace and skill of a concert...




Wow Robot Club Janice Gunstone - The Mastermind Behind the Magic

Robots have always fascinated us with their ability to perform tasks beyond human capabilities, seamlessly blend into our lives, and open up new...




Ideal For Catching Up At Home: CGP KS2 Geography

Are you looking for the perfect resource to catch up on your child's geography lessons at home? Look no further! CGP KS2 Geography is the ideal tool to help your child excel...




The Ultimate Pictorial Travel Guide To Vietnam: Explore the Hidden Beauty of this Enchanting Country

Discover the rich history, breathtaking landscapes, and vibrant culture of Vietnam through this captivating and comprehensive travel guide. ...



Unlocking the Secrets of Compact Stars: Exploring Equation of States with General Relativistic Initial Data

Compact stars have always been a topic of fascination for astronomers and physicists alike. These celestial objects, also known as neutron stars or white...



Unveiling the Hidden Gem: Google Places Goliath Valley Mulford

Are you tired of visiting the same old tourist attractions and craving something unique and off the beaten path? Look no further than Google Places Goliath Valley Mulford – a...



Essays Towards Theory Of Knowledge: Exploring the Depths of Understanding

Are you ready to delve into the fascinating realm of knowledge? Do you want to expand your understanding of various subjects and explore the depths of...

