


# Discover the Magic: Using Colour in Bobbin Lace to Create Mesmerizing Designs

If you are a lace enthusiast, then you know how the delicate intricacies of bobbin lace can capture the essence of time. The art of bobbin lace-making has been passed down through generations, preserving the beauty and tradition of exquisite craftsmanship. But have you ever considered incorporating colour into your bobbin lace designs?

Colour has the power to transform a simple lace pattern into a mesmerizing work of art. By adding carefully chosen hues, you can elevate your lace creations to a whole new level. In this article, we will explore the fascinating world of using colour in bobbin lace, discussing techniques, tips, and inspiring ideas to unleash your creativity.

## Understanding the Basics: How Bobbin Lace is Created

Before we delve into the enchanting realm of colour, let's briefly revisit the fundamentals of bobbin lace-making. Bobbin lace is crafted by systematically twisting and interweaving threads around a series of pins arranged on a pillow. Skilled lace-makers use bobbins, each wound with a separate thread, to execute a well-planned pattern. The result is a delicate lace fabric that exudes elegance and sophistication.



## Using Colour in Bobbin Lace

by Sarah Taylor(Kindle Edition)

★★★★☆ 4.5 out of 5

Language : English

File size : 22252 KB

Text-to-Speech : Enabled

Screen Reader : Supported

Enhanced typesetting : Enabled  
Print length : 95 pages  
Lending : Enabled



## Why Add Colour to Bobbin Lace?

While traditional bobbin lace is often created using a single thread colour, incorporating colour into your designs can breathe new life into your craftsmanship. By playing with carefully selected hues, you can introduce interesting contrasts, highlight particular motifs, or even tell a story through your lace. Colour allows you to infuse your personality and creativity into your work, making each piece one-of-a-kind.

## Choosing the Right Colours

The key to successfully using colour in bobbin lace lies in selecting the right hues that complement your chosen pattern. The colour palette you choose can evoke different emotions, set moods, or even reflect a specific theme. Here are a few tips to guide you:

1. **Harmonious Colours:** Choosing colours that are close to each other on the colour wheel can create a harmonious and subtle effect. Shades of blue and green, or varying tones of pink, for example, can add a soft and delicate touch to your lace.
2. **Contrasting Colours:** If you want to make a bold statement, consider using contrasting colours. Pairing shades of orange with blue, or vibrant red with rich purple, will create a striking visual impact.

3. **Monochromatic Colours:** For an elegant, timeless look, sticking to a single colour family can be a wise choice. Shades of grey, from light silver to deep charcoal, lend sophistication and depth to your lace.

## Techniques for Incorporating Colour

Now that you have a basic understanding of selecting colours, let's explore some techniques for incorporating them into your bobbin lace creations:

1. **Colour Blocking:** This technique involves using different coloured threads for distinct sections of your lace pattern. By carefully aligning your pins and separating the threads, you can create beautiful colour blocks that make your design pop.
2. **Gradation:** Gradation involves transitioning between different shades of a single colour or gradually shifting from one colour to another. This technique adds depth and dimension to your lace, creating a visually stunning effect.
3. **Highlighting:** You can use colour to highlight specific motifs or details in your lace pattern. By using a contrasting colour for certain sections, you draw attention to those areas, adding emphasis and intrigue to your design.
4. **Symbolic Colours:** Consider incorporating colours that carry symbolic meaning into your lace. For example, using shades of blue could represent tranquility or harmony, while red could symbolize passion or strength. This adds an extra layer of depth and significance to your work.

## Inspiring Ideas for Colourful Bobbin Lace Designs

Now that you have an understanding of the techniques, let's explore some inspiring ideas for incorporating colour into your bobbin lace designs:

1. **Floral Beauty:** Capture the vibrant colours of nature by creating lace patterns with floral motifs. Experiment with different shades of pink, yellow, and green to bring your lace to life.
2. **Majestic Landscapes:** Take inspiration from breathtaking landscapes by using various shades of blue and brown to depict rolling hills, serene lakes, or majestic mountains.
3. **Festive Celebrations:** Add a touch of celebration to your lace by incorporating colours associated with specific holidays. Incorporate shades of red and green for Christmas, or bright pastels for Easter.
4. **Personal Stories:** You can use colour to tell a personal story through your lace. Infuse colours that hold special meaning to you or represent important moments in your life.

## **Remember: Practice Makes Perfect**

As with any form of artistry, mastering the use of colour in bobbin lace requires practice and experimentation. Start with simple patterns and gradually introduce colour into your designs. Don't be afraid to try new combinations and techniques. With time, you will refine your skills and develop a unique style that reflects your personality and vision.

Incorporating colour into bobbin lace not only enhances the visual appeal of your creations but also allows you to express your creativity in a unique and personal way. By understanding the fundamentals of colour selection and exploring different techniques, you can unlock the magic of using colour in bobbin lace. So, dive into this captivating world, experiment with colour, and let your imagination soar as you create mesmerizing designs that will stand the test of time.

### Using Colour in Bobbin Lace



by Jo Edkins

## Using Colour in Bobbin Lace

by Sarah Taylor (Kindle Edition)

★★★★☆ 4.5 out of 5

Language : English

File size : 22252 KB

Text-to-Speech : Enabled

Screen Reader : Supported

Enhanced typesetting : Enabled

Print length : 95 pages

Lending : Enabled




This book teaches you how to use colour in Torchon bobbin lace, with 64 patterns and variations. It covers simple grounds, headsides (fans and scallops), footsides, shapes such as diamonds and zigzags, rose ground and spiders. There are explanations for further ideas, including adapting existing patterns for colour, and a section about colour theory.




## The Ultimate Guide to New Addition Subtraction Games Flashcards For Ages 3-6

In this day and age, countless parents are searching for innovative and effective ways to help their young children develop essential math skills. It's no secret that...




## The Ultimate Guide for the Aspiring Pianist: Unleash Your Inner Musical Prodigy with Downloadable Mp3s from Dover Classical Piano Music

Are you a beginner pianist feeling overwhelmed by the sheer amount of music available to you? Do you dream of tickling the ivories with the grace and skill of a concert...




## Wow Robot Club Janice Gunstone - The Mastermind Behind the Magic

Robots have always fascinated us with their ability to perform tasks beyond human capabilities, seamlessly blend into our lives, and open up new...



## Ideal For Catching Up At Home: CGP KS2 Geography

Are you looking for the perfect resource to catch up on your child's geography lessons at home? Look no further! CGP KS2 Geography is the ideal tool to help your child excel...



## The Ultimate Pictorial Travel Guide To Vietnam: Explore the Hidden Beauty of this Enchanting Country

Discover the rich history, breathtaking landscapes, and vibrant culture of Vietnam through this captivating and comprehensive travel guide. ...



## Unlocking the Secrets of Compact Stars: Exploring Equation of States with General Relativistic Initial Data

Compact stars have always been a topic of fascination for astronomers and physicists alike. These celestial objects, also known as neutron stars or white...



## Unveiling the Hidden Gem: Google Places Goliath Valley Mulford

Are you tired of visiting the same old tourist attractions and craving something unique and off the beaten path? Look no further than Google Places Goliath Valley Mulford – a...



## Essays Towards Theory Of Knowledge: Exploring the Depths of Understanding

Are you ready to delve into the fascinating realm of knowledge? Do you want to expand your understanding of various subjects and explore the depths of...