

Anyone Can Crochet Amigurumi Animals: 15 Adorable Crochet Patterns




Welcome to the wonderful world of crochet amigurumi animals! If you've always been fascinated by these adorable stuffed toys and wondered how you can create them yourself, fear not! Crocheting amigurumi animals is a surprisingly

accessible craft that anyone can learn. With just a few basic crochet stitches, a hook, and some yarn, you'll be able to bring these cute creatures to life.

What is Amigurumi?

Amigurumi is the Japanese art of knitting or crocheting small stuffed animals or dolls. The word "amigurumi" itself is a combination of two Japanese words: "ami," which means crocheted or knitted, and "nigurumi," which means stuffed doll. This craft has gained popularity worldwide due to its versatility and the endless creative possibilities it offers.



Anyone Can Crochet Amigurumi Animals: 15 Adorable Crochet Patterns by Kristi Simpson (Kindle Edition)

★★★★☆ 4.5 out of 5

Language : English
File size : 76640 KB
Text-to-Speech : Enabled
Screen Reader : Supported
Enhanced typesetting : Enabled
X-Ray : Enabled
Print length : 286 pages



Getting Started with Crocheting Amigurumi Animals

Before diving into the world of crochet amigurumi animals, you'll need a few essential tools and materials.

Materials:

- Yarn: Choose a soft and durable yarn in various colors to bring your amigurumi animals to life.

- Crochet Hooks: Get a range of hooks in different sizes to suit the yarn thickness.
- Fiberfill: This will be used as stuffing for the animals.
- Scissors: A good pair of sharp scissors will come in handy for cutting yarn.
- Yarn Needle: This needle will help you sew together various parts of the animals.

Basic Crochet Stitches:

Even if you're a beginner, you can learn the basic crochet stitches required for amigurumi. These stitches include:

- Chain Stitch (ch)
- Slip Stitch (sl st)
- Single Crochet (sc)
- Double Crochet (dc)



With just these basic stitches, you'll be able to create intricate patterns and complete stunning amigurumi animals.

15 Adorable Crochet Patterns for Amigurumi Animals

Now that you're equipped with the necessary tools and skills, let's explore some fantastic crochet patterns for amigurumi animals. These patterns are great for beginners and seasoned crocheters alike.

- **1. Cute Cat:** This pattern will guide you through creating an adorable cat complete with whiskers and a cute nose.
- **2. Playful Puppy:** Crochet a delightful puppy with floppy ears and a wagging tail.
- **3. Cuddly Bunny:** Make an incredibly soft bunny with long ears and a fluffy tail.
- **4. Chirpy Bird:** Create a chirpy bird with vibrant feathers and a beady-eyed look.
- **5. Snuggly Bear:** Craft a snuggly teddy bear that will melt your heart.
- **6. Playful Dolphin:** Stitch a playful dolphin that's perfect for ocean lovers.
- **7. Friendly Fox:** Crochet a friendly fox character with a bushy tail and a sly smile.
- **8. Cozy Hedgehog:** Make an adorable hedgehog with prickly details and a warm heart.
- **9. Silly Monkey:** Craft a silly monkey that will bring plenty of laughter to any room.
- **10. Happy Hippo:** Crochet a happy hippo with a big smile and a tubby body.
- **11. Wise Owl:** Create a wise owl character with piercing eyes and intricate feathers.
- **12. Playful Penguin:** Stitch a playful penguin complete with a waddle and a tuxedo look.
- **13. Adorable Elephant:** Make an adorable elephant that will become a cherished companion.

- **14. Sleepy Koala:** Craft a sleepy koala with a serene expression and a eucalyptus leaf.
- **15. Colorful Butterfly:** Crochet a vibrant butterfly with delicate wings and graceful antennae.

These patterns serve as a great starting point for your amigurumi journey. With practice, you can even modify and personalize them to create your unique designs.


The Joy of Amigurumi

Crocheting amigurumi animals not only allows you to express your creativity and craftsmanship, but it also brings immense joy and satisfaction. The process of creating something with your own hands and seeing it come to life is incredibly rewarding. Additionally, these adorable creatures make wonderful gifts for friends and loved ones, spreading joy and smiles wherever they go.

Join the Amigurumi Community

Once you're comfortable with crocheting amigurumi animals, consider joining the thriving amigurumi community. You can connect with fellow crafters, share your creations, and discover new patterns and techniques. Social media platforms like Instagram and Facebook are great places to start. You'll be amazed by the supportive and encouraging community that exists around this craft.

Now that you've learned about amigurumi and have access to 15 adorable crochet patterns, it's time to pick up your crochet hook and start creating! No matter your skill level, crocheting amigurumi animals is within your reach. So explore your creativity, have fun, and delight in the world of cute and cuddly creatures you'll bring to life.



Anyone Can Crochet Amigurumi Animals: 15 Adorable Crochet Patterns by Kristi Simpson(Kindle Edition)

★★★★☆ 4.5 out of 5

Language : English
File size : 76640 KB
Text-to-Speech : Enabled
Screen Reader : Supported
Enhanced typesetting : Enabled
X-Ray : Enabled

Print length : 286 pages




Make the cutest crochet animals ever! With some simple stitches and a little stuffing, amigurumi is a charming style of crochet that's great for beginners. An exciting project guide for any crafter of any skill level, *Anyone Can Make Amigurumi Animals* features 15 adorable crochet patterns, including a hippo, llama, unicorn, hedgehog, giraffe, and so many more. Opening with an insightful on the basics, each project that follows features easy-to-follow instructions, photo step-outs for detail work, and other helpful tips and tricks. Also included are detailed sections on how to read a crochet pattern, as well as stitch guides. Have fun making the most charming plush toys, all while you fall in love with crochet!




The Ultimate Guide to New Addition Subtraction Games Flashcards For Ages 3-6

In this day and age, countless parents are searching for innovative and effective ways to help their young children develop essential math skills. It's no secret that...




The Ultimate Guide for the Aspiring Pianist: Unleash Your Inner Musical Prodigy with Downloadable Mp3s from Dover Classical Piano Music

Are you a beginner pianist feeling overwhelmed by the sheer amount of music available to you? Do you dream of tickling the ivories with the grace and skill of a concert...




Wow Robot Club Janice Gunstone - The Mastermind Behind the Magic

Robots have always fascinated us with their ability to perform tasks beyond human capabilities, seamlessly blend into our lives, and open up new...



Ideal For Catching Up At Home: CGP KS2 Geography

Are you looking for the perfect resource to catch up on your child's geography lessons at home? Look no further! CGP KS2 Geography is the ideal tool to help your child excel...



The Ultimate Pictorial Travel Guide To Vietnam: Explore the Hidden Beauty of this Enchanting Country

Discover the rich history, breathtaking landscapes, and vibrant culture of Vietnam through this captivating and comprehensive travel guide. ...



Unlocking the Secrets of Compact Stars: Exploring Equation of States with General Relativistic Initial Data

Compact stars have always been a topic of fascination for astronomers and physicists alike. These celestial objects, also known as neutron stars or white...



Unveiling the Hidden Gem: Google Places Goliath Valley Mulford

Are you tired of visiting the same old tourist attractions and craving something unique and off the beaten path? Look no further than Google Places Goliath Valley Mulford – a...



Essays Towards Theory Of Knowledge: Exploring the Depths of Understanding

Are you ready to delve into the fascinating realm of knowledge? Do you want to expand your understanding of various subjects and explore the depths of...