

Alto Recorder Fingering: 48 Colorful Pictures For Beginners Fingering Charts For

Learning a musical instrument can be a rewarding and fulfilling experience. When it comes to wind instruments, the alto recorder is an excellent choice for beginners. Its versatile sound and ease of play make it a popular option for both aspiring musicians and seasoned professionals.

One of the essential aspects of mastering the alto recorder is understanding its fingering. Proper finger placement greatly affects the quality and clarity of the notes produced. To aid beginners in their learning journey, we have compiled a comprehensive collection of 48 colorful pictures depicting alto recorder fingerings.

Learning the alto recorder fingerings can be intimidating at first, but with consistent practice and visual aids, beginners can quickly become proficient in producing beautiful sounds. The concept of fingerings may seem complicated, but once you break it down, it becomes much more manageable.



Alto Recorder Fingering. 48 Colorful Pictures for Beginners (Fingering Charts for Brass & Woodwind Instruments Book 3)

by Helen Winter([Print Replica] Kindle Edition)

★★★★★ 5 out of 5

Language : English

File size : 9678 KB

Screen Reader : Supported

Print length : 55 pages

Lending : Enabled



The alto recorder has a total of seven finger holes, with six on the front and one on the back. Each finger hole has a corresponding note, and by covering or uncovering them, you can produce different pitches. The thumb hole on the back also plays a crucial role in achieving specific notes.

The alto recorder fingerings can be represented using charts or diagrams that show the positions of fingers on the instrument. These visuals provide beginners with a clear understanding of how to produce specific notes and melodies. They act as guides, ensuring that the correct combination of finger positions is used to play a particular tune.

Our collection of 48 colorful pictures for alto recorder fingerings covers a wide range of notes and melodies. The charts are organized in a logical sequence, starting from the basics and gradually progressing to more advanced fingerings. Each picture is accompanied by a detailed description, explaining the proper finger placement and the resulting sound produced.

By following these fingering charts and practicing regularly, beginners can build a solid foundation in playing the alto recorder. As they become familiar with the finger positions, they will gain confidence and be able to tackle more complex pieces of music.

In addition to the charts, we offer valuable tips and techniques to help beginners improve their alto recorder playing. Understanding the correct posture, breath control, and embouchure can significantly enhance the quality of sound produced. These fundamental aspects, when combined with the correct fingerings, create a harmonious and melodic playing experience.

Another useful feature of our collection is the inclusion of long descriptive keywords for the alt attribute of each picture. Alt attributes are an essential

component of web accessibility, allowing visually impaired individuals to understand the content of an image through screen readers. By providing detailed descriptions, we ensure that everyone, regardless of their visual abilities, can benefit from our comprehensive alto recorder fingering resource.

So, whether you're a music teacher looking to enhance your students' learning experience or an aspiring alto recorder enthusiast seeking guidance, our collection of 48 colorful pictures for beginners fingering charts is a valuable resource. Embrace the joy of playing the alto recorder and embark on a musical journey filled with beautiful melodies and soulful tunes.



Alto Recorder Fingering. 48 Colorful Pictures for Beginners (Fingering Charts for Brass & Woodwind Instruments Book 3)

by Helen Winter ([Print Replica] Kindle Edition)

★★★★★ 5 out of 5

Language : English

File size : 9678 KB

Screen Reader : Supported

Print length : 55 pages

Lending : Enabled



This book aims to help beginners play alto recorder simply and easily.

The set includes 48 pictures (21 notes) with fingering positions for the alto recorder, with pitch names and notations.

The musical notes included are:

F G A B \flat B C D E \flat E F F \sharp G A B \flat B C D \flat D E \flat E F

Several notes have alternate fingerings.

You can cut out the pages and use them as a visual aid for you, your kids, or if you are a teacher, for your students. The size of the cut-out is 6.5x10 inches.


One side of the cut-out shows the connection between the dots and their fingering, and the reverse side depicts the same fingering scheme shown on a flute with numbered holes.

You can choose the style that is more understandable and comfortable for you.




The Ultimate Guide to New Addition Subtraction Games Flashcards For Ages 3-6

In this day and age, countless parents are searching for innovative and effective ways to help their young children develop essential math skills. It's no secret that...




The Ultimate Guide for the Aspiring Pianist: Unleash Your Inner Musical Prodigy with Downloadable Mp3s from Dover Classical Piano Music

Are you a beginner pianist feeling overwhelmed by the sheer amount of music available to you? Do you dream of tickling the ivories with the grace and skill of a concert...




Wow Robot Club Janice Gunstone - The Mastermind Behind the Magic

Robots have always fascinated us with their ability to perform tasks beyond human capabilities, seamlessly blend into our lives, and open up new...



Ideal For Catching Up At Home: CGP KS2 Geography

Are you looking for the perfect resource to catch up on your child's geography lessons at home? Look no further! CGP KS2 Geography is the ideal tool to help your child excel...




The Ultimate Pictorial Travel Guide To Vietnam: Explore the Hidden Beauty of this Enchanting Country

Discover the rich history, breathtaking landscapes, and vibrant culture of Vietnam through this captivating and comprehensive travel guide. ...



Unlocking the Secrets of Compact Stars: Exploring Equation of States with General Relativistic Initial Data

Compact stars have always been a topic of fascination for astronomers and physicists alike. These celestial objects, also known as neutron stars or white...



Unveiling the Hidden Gem: Google Places Goliath Valley Mulford

Are you tired of visiting the same old tourist attractions and craving something unique and off the beaten path? Look no further than Google Places Goliath Valley Mulford – a...



Essays Towards Theory Of Knowledge: Exploring the Depths of Understanding

Are you ready to delve into the fascinating realm of knowledge? Do you want to expand your understanding of various subjects and explore the depths of...