

10 Personal Branding Tips To Elevate Your Business and Dominate Your Market


When it comes to building a successful business, personal branding is key. Your brand is what sets you apart from the competition and leaves a lasting impression on your audience. It is how people perceive you and your business. In this article, we will explore 10 personal branding tips that will help you elevate your business and dominate your market.

1. Define Your Brand Identity

Before you can begin building your personal brand, you need to clearly define your brand identity. Start by identifying your unique selling proposition – what makes you different from your competitors. Develop a clear vision and mission for your brand, and use those as guiding principles throughout your branding efforts.

2. Understand Your Target Audience

In order to effectively position your brand in the market, you need to understand your target audience. Conduct market research to learn about your customers' needs, interests, and preferences. This will allow you to tailor your brand messaging and communications to better resonate with your target audience.



Branding Tips For Professional Success: Personal Branding Tips To Elevate Your Business

by Peter Brandvold(Kindle Edition)

★★★★☆ 4.5 out of 5

Language : English

File size : 607 KB

Text-to-Speech : Enabled

Screen Reader : Supported

Enhanced typesetting : Enabled

Print length : 81 pages
Lending : Enabled



3. Be Authentic

Authenticity is paramount in personal branding. Your audience wants to connect with a real, genuine person behind the brand. Be true to yourself and your values, and let those shine through in your branding efforts. This will help you build trust and credibility with your audience.

4. Craft a Compelling Story

Storytelling is a powerful tool in personal branding. Humans are naturally drawn to stories, so use this to your advantage. Craft a compelling narrative that aligns with your brand identity and resonates with your audience. This will help you create an emotional connection with your customers and make your brand more memorable.

5. Consistency is Key

Consistency is crucial in personal branding. Make sure all elements of your brand – from your logo and colors to your messaging and tone of voice – remain consistent across all platforms. This will help reinforce your brand identity and make your business more recognizable in the market.

6. Leverage Social Media

Social media platforms offer excellent opportunities for personal branding. Create a strong presence on platforms that align with your target audience and use them to showcase your expertise, share valuable content, and engage with your

audience. Utilize long descriptive keywords with relevant s in the alt attributes of your visual content to improve search engine optimization.

7. Establish Yourself as an Expert

Positioning yourself as an expert in your industry is a powerful personal branding strategy. Share your knowledge and expertise through blog posts, articles, podcasts, and speaking engagements. This will help you build credibility and establish yourself as a trusted authority in your field.

8. Network and Collaborate

Networking and collaboration are key components of personal branding. Connect with like-minded individuals and industry influencers who can help amplify your brand's reach. Collaborate on projects, partnerships, and guest blogging opportunities to expand your network and brand visibility.


9. Be Responsive and Engage with Your Audience

In the age of social media, it is crucial to be responsive and engage with your audience. Respond to comments, messages, and inquiries in a timely manner. Show genuine interest in your customers and build meaningful relationships with them. This will help foster loyalty and advocacy for your brand.

10. Continuously Evolve and Grow

Personal branding is an ongoing process. As your business evolves and grows, continue to refine and adapt your branding strategy. Stay up-to-date with industry trends and incorporate new technologies and platforms into your brand strategy. This will help you stay ahead of the competition and maintain a strong personal brand presence.

Building a strong personal brand is essential for elevating your business and dominating your market. By following these 10 personal branding tips, you will be able to position yourself as a trusted authority and build a loyal following. Remember, personal branding is a journey, so embrace the process and continuously strive for growth.



Branding Tips For Professional Success: Personal Branding Tips To Elevate Your Business

by Peter Brandvold(Kindle Edition)

★★★★☆ 4.5 out of 5

Language : English

File size : 607 KB

Text-to-Speech : Enabled

Screen Reader : Supported

Enhanced typesetting : Enabled

Print length : 81 pages

Lending : Enabled




Wondering how to brand yourself? One of the best ways to articulate your skills, experience, knowledge, and overall worth in today's competitive job market is to create a personal brand that helps you stand out in the crowd. This book is loaded with gems and takes you, the reader, on a journey of self-discovery, providing insights, tools, and valuable information to uncover your unique personal brand. Helping you to understand how important your personal brand is and what you need to do to position yourself to achieve the success you want. It's not just recommended, it's required reading for all of you who want to be successful and stand out from your competitors. The author has a unique way of tapping into a person's inner core and beauty, bringing out the essence of who they are and what they stand for. People sometimes don't see their beauty or

they wear a mask to cover what they see as imperfections when in actual fact it's those qualities that need to be revealed. This book helps the reader remove the mask. On the surface, it may appear to be like many others on personal branding but what you will quickly discover is this book is more of a holistic guide to help you connect with who you really are and how to present yourself to the world.




The Ultimate Guide to New Addition Subtraction Games Flashcards For Ages 3-6

In this day and age, countless parents are searching for innovative and effective ways to help their young children develop essential math skills. It's no secret that...



The Ultimate Guide for the Aspiring Pianist: Unleash Your Inner Musical Prodigy with Downloadable Mp3s from Dover Classical Piano Music

Are you a beginner pianist feeling overwhelmed by the sheer amount of music available to you? Do you dream of tickling the ivories with the grace and skill of a concert...



Wow Robot Club Janice Gunstone - The Mastermind Behind the Magic

Robots have always fascinated us with their ability to perform tasks beyond human capabilities, seamlessly blend into our lives, and open up new...



Ideal For Catching Up At Home: CGP KS2 Geography

Are you looking for the perfect resource to catch up on your child's geography lessons at home? Look no further! CGP KS2 Geography is the ideal tool to help your child excel...



The Ultimate Pictorial Travel Guide To Vietnam: Explore the Hidden Beauty of this Enchanting Country

Discover the rich history, breathtaking landscapes, and vibrant culture of Vietnam through this captivating and comprehensive travel guide. ...



Unlocking the Secrets of Compact Stars: Exploring Equation of States with General Relativistic Initial Data

Compact stars have always been a topic of fascination for astronomers and physicists alike. These celestial objects, also known as neutron stars or white...



Unveiling the Hidden Gem: Google Places Goliath Valley Mulford

Are you tired of visiting the same old tourist attractions and craving something unique and off the beaten path? Look no further than Google Places Goliath Valley Mulford – a...



Essays Towards Theory Of Knowledge: Exploring the Depths of Understanding

Are you ready to delve into the fascinating realm of knowledge? Do you want to expand your understanding of various subjects and explore the depths of...