

# 10 Fascinating Natural Dying Craft Ideas to Unleash Your Creativity

Are you looking for a unique way to add vibrant colors to your creations? Natural dying craft is an ancient art that allows you to use natural materials to dye fabrics, yarns, and other materials. Not only does it create stunning results, but it is also an eco-friendly alternative to synthetic dyes. In this article, we will share with you 10 fascinating natural dying craft ideas that will awaken your inner artist and help you create beautiful, one-of-a-kind pieces.

## 1. Indigo Shibori Techniques

Shibori is a Japanese tie-dyeing technique that involves folding, twisting, or bunching fabric before dyeing it. Indigo, a natural blue dye, is commonly used in Shibori. Experiment with different folding techniques and create unique patterns on your fabrics. From tie-dye t-shirts to intricate wall hangings, the possibilities are endless.



## Natural Dying Craft Ideas: Homemade Projects with Natural Dyes: Natural Dye Projects

by Fred W. Frailey (Kindle Edition)

★★★★★ 5 out of 5

Language : English

File size : 19147 KB

Text-to-Speech : Enabled

Screen Reader : Supported

Enhanced typesetting : Enabled

Print length : 103 pages

Lending : Enabled



## 2. Botanical Eco-Prints

Discover the art of eco-printing by using flowers, leaves, and other botanical materials to create stunning designs on your textiles. Place the botanical

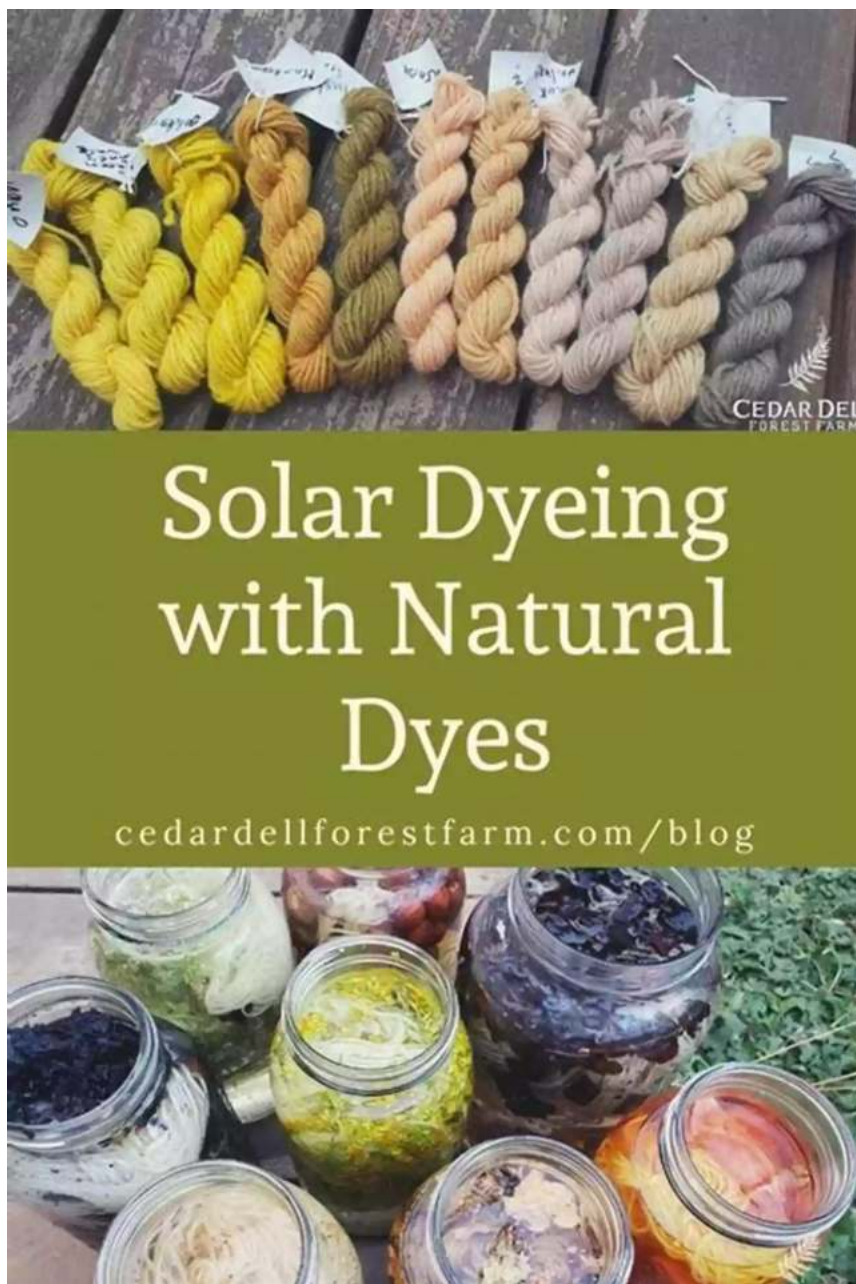
elements on the fabric, roll it tightly, and steam it to transfer the natural pigments onto the fabric. The result is a mesmerizing print with intricate details.



### **3. Solar Dyeing with Kitchen Scraps**

Next time you find yourself with leftover onion skins, avocado pits, or coffee grounds, don't throw them away! These kitchen scraps can be transformed into natural dyes. Solar dyeing involves simmering these materials in water and letting

the fabric soak in the dye under the sun. The process is not only sustainable but also produces beautiful earthy tones.



#### **4. Rust Dyeing**

Turn rust into art! Rust dyeing involves wrapping the fabric around rusty objects or soaking it in a rust solution. As the metal oxidizes, it leaves behind unique

patterns and colors on the fabric. Experiment with different types of metal objects to create various effects.



## **5. Natural Indigo Vat**

Create your own indigo vat using natural indigo powder and other ingredients. The fermentation process creates a rich indigo dye that can be used to dye fabrics multiple times, achieving deeper shades with each dip. Get inspired by traditional indigo-dyed textiles from around the world and create stunning blue designs.



## **6. Marbling with Natural Pigments**

Add a touch of elegance to your creations with marbling. Mix natural pigments, such as turmeric, beetroot powder, and spirulina, with thickened water to create a marble effect on fabric. Get creative with different color combinations and create unique patterns.



## **7. Hapa Zome Flower Pounding**

Combine nature and creativity by using the hapa zome technique. Place fresh flowers, leaves, or even herbs on a piece of fabric and gently pound them with a hammer. The pigments from the plant materials will be transferred to the fabric, creating beautiful imprints.



## 8. Avocado Pit Dyeing

The humble avocado pit can be used to create stunning pinks and salmon tones. Save your avocado pits and simmer them in water to extract the dye. Experiment with different fabric types, such as silk or cotton, to achieve different shades.





## 9. Flower Petal Dyes

Harness the beauty of flowers to create natural dyes. Collect petals from vibrant flowers such as roses, marigolds, or pansies and simmer them in water to extract the vibrant colors. Use this dye to transform plain fabrics into works of art.



## 10. Kool-Aid Tie-Dye

Looking for a fun and easy way to introduce natural dyes to children? Kool-Aid can be used as a natural dye to create vibrant tie-dye patterns. Mix the Kool-Aid powder with water and submerge fabric in the dye. Let the colors set and you'll have colorful creations in no time.



Unleash your creativity with these fascinating natural dyeing craft ideas. Explore the wonders of natural dyes and create unique pieces that reflect your artistic vision. Not only will you be contributing to a more sustainable world, but you'll also have exceptional creations to cherish for years to come.

### **Natural Dyeing Craft Ideas: Homemade Projects with Natural Dyes: Natural Dye Projects**



by Fred W. Frailey(Kindle Edition)

★★★★★ 5 out of 5

Language : English  
File size : 19147 KB  
Text-to-Speech : Enabled  
Screen Reader : Supported  
Enhanced typesetting : Enabled  
Print length : 103 pages  
Lending : Enabled



It's important to consider the environmental impact synthetic dyes have on the earth. Natural dyeing is a gentle alternative and contributes to slow, eco-friendly living. The most common plant-derived dyes come from avocados, turmeric, onion skins and more. To get amazing results, use natural organic materials such as wool, silk and cotton.

I will Show You:

- Classic Tie-Dye
- Dyeing With Wild Plants
- DIY Mint-Dyed Table Runner & Napkins
- DIY Blue Spruce-Dyed Wool Blanket

Much, much more!

Grab your copy today by clicking the BUY NOW button at the top of the page!



## The Ultimate Guide to New Addition Subtraction Games Flashcards For Ages 3-6

In this day and age, countless parents are searching for innovative and effective ways to help their young children develop essential math skills. It's no secret that...



## The Ultimate Guide for the Aspiring Pianist: Unleash Your Inner Musical Prodigy with Downloadable Mp3s from Dover Classical Piano Music

Are you a beginner pianist feeling overwhelmed by the sheer amount of music available to you? Do you dream of tickling the ivories with the grace and skill of a concert...




## Wow Robot Club Janice Gunstone - The Mastermind Behind the Magic

Robots have always fascinated us with their ability to perform tasks beyond human capabilities, seamlessly blend into our lives, and open up new...




## Ideal For Catching Up At Home: CGP KS2 Geography

Are you looking for the perfect resource to catch up on your child's geography lessons at home? Look no further! CGP KS2 Geography is the ideal tool to help your child excel...




## The Ultimate Pictorial Travel Guide To Vietnam: Explore the Hidden Beauty of this Enchanting Country

Discover the rich history, breathtaking landscapes, and vibrant culture of Vietnam through this captivating and comprehensive travel guide. ...



## Unlocking the Secrets of Compact Stars: Exploring Equation of States with General Relativistic Initial Data

Compact stars have always been a topic of fascination for astronomers and physicists alike. These celestial objects, also known as neutron stars or white...



## Unveiling the Hidden Gem: Google Places Goliath Valley Mulford

Are you tired of visiting the same old tourist attractions and craving something unique and off the beaten path? Look no further than Google Places Goliath Valley Mulford – a...



## Essays Towards Theory Of Knowledge: Exploring the Depths of Understanding

Are you ready to delve into the fascinating realm of knowledge? Do you want to expand your understanding of various subjects and explore the depths of...

